

2008 BASEBALL



2008 Outlook	2
Head Coach	3
Assistant Coaches	4
Elmwood Park/Latshaw-McCarthy Field	5
The Hawk	5
2008 Roster	6
Hawk Profiles	7-11
Newcomers	12
2007 Year in Review	13
2007 Statistics	14
Atlantic 10 Conference	15
Atlantic 10 Statistics	16
Philadelphia Big 5 Baseball	17
2008 Liberty Bell Classic	17
Opponent Directory	17
SJU Baseball Hall of Fame	18
SJU Baseball History	19
Hawks in the Professional Ranks	19
Year-By-Year Results	20
Individual Records	21
Team Records	21
All-Time Offensive Top 10	22
All-Time Pitching Top 10	23
Departmental Leaders	24
All-Time Hit List	24
Hawk No-Hitters	24
Honors and Awards	25
All-Time Roster	26-28
All-Time Results	29-34
Hawks Among NCAA Statistical Leaders	33
Hawks vs. All Opponents	34
Administration	35
Saint Joseph's University	36

WWW.SJUHAWKS.COM

SAINT JOSEPH'S UNIVERSITY ATHLETICS MISSION STATEMENT



The Mission of the Athletics Department at Saint Joseph's University reflects the Mission of the University by using the programs within Athletics as a way to develop the whole person and preparing men and women for others.

- To educate the whole person by complementing the academic experience with athletic and recreational programs and activities outside the classroom.
- To create an environment for personal growth through openness, respect, and a concern for others.
- To communicate the value of community and family through team work and sportsmanship.
- To provide opportunities for students to learn self-discipline, responsibility, decision-making, and attainment of goals.
- To provide opportunities for students to participate and compete in a first-class manner.
- To provide equitable opportunities for all students and staff, including women and minorities.
- To advance the University regionally and nationally through intercollegiate athletics.

QUICK FACTS

The University

Location	Philadelphia, Pa. 19131
Founded	1851
Enrollment	4,150
Denomination	Roman Catholic (Jesuit)
Nickname	Hawks
Colors	Crimson and Gray
Athletic Affiliation	NCAA Division I
Conference	Atlantic 10
Home Field (Capacity)	Latshaw-McCarthy Field (1,000)

The Team

Interim Head Coach	Lee Saverio (Bloomsburg '76) – First Season
Career Record/Years	75-125-2/4 years
Record at SJU/Years	First Season
Assistant Coaches	Greg Manco (Rutgers '92) – Fourth Season Aaron Barras (Spring Hill '02) – Second Season
Baseball Office	610-660-1718
Captains	Mike Blahusch, Jason Hessler
Letterwinners Returning/Lost	32/9
Position Starters Returning/Lost	6/3
Pitching Starters Returning/Lost	3/1
2007 Overall Record	10-39
2007 Atlantic 10 Record/Finish	6-21/14th

Athletic Communications

Asst. A.D./Communications	Marie Wozniak
Associate Director of Athletic Communications	Jack Jumper
Assistant Director of Athletic Communications	Joe Greenwich
Athletic Communications Assistant	Jeremy Fallis
Baseball Contact	Joe Greenwich
Email	jgreenwi@sju.edu
Athletic Communications Phone	610-660-1738
Athletic Communications Fax	610-660-1724

Saint Joseph's University

President	Timothy R. Lannon, S.J.
Vice President for Student Life	Dr. Cary Anderson
Assoc. Vice Pres./Athletic Director	Don DiJulia
Asst. Vice Pres./Athletic Business Affairs	Jim Brown
Assoc. AD/Facilities	Al Pendleton
Assoc. AD/Varsity Programs	Ellen Ryan
Assoc. AD/Marketing/Corporate Partnerships	Tim Curran
Asst. AD/Rec. & Intramurals	Corey Shannon
Exec. Director of Athletic Development	Katie Shields
Director of Compliance	Renie Shields
Director of Academic Services	Janet Greder
Director of Sports Medicine	Lori Rafferty
Equipment Manager	Joe DeLacy

CREDITS

The 2008 Saint Joseph's University baseball media guide was designed by Jack Jumper and Joe Greenwich and was written and edited by Joe Greenwich. Editorial assistance was provided by Marie Wozniak, Jack Jumper, and Jeremy Fallis. Research assistance was provided by John Saeger. Photography by Greg Carroccio of Sideline Photos and Miles Kennedy. Inside covers designed by Jeffrey Martin. Printing by Smith-Edwards-Dunlap, Philadelphia, Pa.



SEASON OUTLOOK

Youth will no doubt need to be served if the Saint Joseph's baseball team is to succeed in 2008. After a year of seasoning at the Division I level, the sophomore-laden Hawk squad will look to make great strides and compete for a berth in the Atlantic 10 Championship. The SJU roster contains 11 seniors and 15 sophomores, and those underclassmen will be expected to learn from their elders how to lead their team into the future.

Behind the plate, senior **Ken Pustizzi** will share time with sophomores **Phil Pursino** and **Drew Smith**. Smith was the team's leader in batting average last season and put up strong power numbers as well. When not catching, Smith will likely fill the role of designated hitter.

At first base, sophomore **Dewey Oriente** will take over for departed senior **Mike Gentile**. Oriente saw limited action in 2007, but showed glimpses of the potential that made him New Jersey's all-time hits leader in high school. He will be backed up by classmate **Brian Hartsell**.

Competition will be fierce at the middle infield spots, as incumbent seniors **Mike Blahusch** and **Chris Cashman** will be pushed by senior **Chris Hildreth**, sophomore **David Valesente**, and redshirt freshman **Joe Cook**. Valesente saw a lot of time at third base last season, but could slide over to second base in 2008. Cook missed all but two games of the 2007 season with a shoulder injury, and is expected to compete for playing time at shortstop.

Sophomore **Mike Boyland** will likely start at third base, sharing time with Valesente and Hildreth. Freshman **Mike Galetta** could be in the mix as well.

In the outfield, senior **Jeremy Jakubowski** will patrol center field and likely man the top spot in the batting order. He is one of the squad's main base-stealing threats, having swiped 31 in his first three seasons, including 14 last year. Jakubowski is also the team's active hits leader with 128, and has an outside chance of breaking into the program's all-time top 10. His primary backup will likely be classmate **Tim Smith**.



Jeremy Jakubowski will fill the leadoff role for the Hawks. He has been among the team's top hitters throughout his career, and will be expected to continue that trend in his final season on Hawk Hill.

Starting in right field will be junior **Ben Wendle**. The lefty had a breakout season in 2007, leading the Hawks in just about every offensive category, including hits, runs scored, runs batted in, home runs, and doubles. Wendle was named to the Atlantic 10 All-Conference Second Team, and will look to repeat that effort in 2008. Having a reliable power hitter such as Wendle in the middle of the order can only help as these young Hawks aim to improve on last year's record.

Left field will most likely be manned by sophomore **Matt Barnathan**, red-shirt freshman **Ryan McDonald**, and senior **Jereme Scott**. Barnathan showed some promise at the plate in his freshman year and could have the advantage early in the season.

The key to Saint Joseph's success this season will be whether or not its arms can keep up with its bats, as the Hawk pitching staff will face a challenge in trying to improve on last year's mid-season struggles. Fortunately for SJU, **Jason Hessler** returns from a torn labrum to lead the starting rotation. After having a year to recover and work his arm back into pitching shape, Hessler will no doubt be ready to lead the Hawks to success.

In Hessler's absence last season, sophomore **Randy Mower** picked up the slack, as the young lefthander led the team in wins, innings pitched, and strikeouts. He will also fill one of the starting spots for SJU this season.

The third spot in the weekend rotation is up for grabs, as a number of pitchers on the current roster have experience starting games. Senior **Don Werner** and sophomore **Pat Monaghan** will likely be the third and fourth starters, but sophomores **Mark Dolaghan** and **Adam Rivera** combined to make 12 starts in 2007, and could find themselves being asked to take the mound in a starting role once again. Freshman **Dominic Favazza** is also a candidate to make the occasional spot start in addition to coming out of the bullpen.

Mark Imbo has led the SJU pitching staff in appearances for the last two seasons, and will again provide a lefty presence out of the bullpen in the late innings. Senior **Andrew Powers** and juniors **Chris Prescott** and **Justin Trudell** will also be relied on to step up and shut down the opposition when the Hawk starters tire.

It is clear that the fate of Saint Joseph's 2008 baseball season lies predominantly in the hands of its younger players and its pitching staff. The Hawk bats will be a formidable force for any opponent to deal with, but SJU will only go as far as its pitching will take it. These young Hawks are ready to face the challenge at hand and will look to show the rest of the Atlantic 10 what they're made of in 2008 and beyond.



Jason Hessler returns from injury in 2008 to headline the Saint Joseph's starting rotation.

HEAD COACH



Lee Saverio
Interim Head Coach
Bloomsburg '76 – First Season

Lee Saverio is in his first season on the Saint Joseph's baseball coaching staff, and is serving as the squad's interim head coach for the 2008 season. Saverio comes to Hawk Hill after six years at Atlantic 10 and Big 5 rival La Salle, where he spent the last four seasons as the head coach of the Explorers, notching a record of 75-125-2. Prior to his stint as head coach, he was La Salle's hitting instructor.

Saverio's 75 victories rank him third all-time in La Salle history. In 2006, he led the Explorers to a 12-14 conference record, the most wins the school has ever achieved in Atlantic 10 play. La Salle also won its first-ever Liberty Bell Classic Championship. For their efforts, the squad was named the inaugural Philadelphia Diamond Five Baseball "Team of the Year." Saverio was crowned the Diamond Five's Coach of the Year as well.

Before joining the college ranks, Saverio was the head coach of the baseball team at Cheltenham High School. Cheltenham had a winning record in all 13 of his seasons at the helm and reached the pinnacle of the Suburban One league in 1997, taking home the conference championship. In 1998, the Panthers earned the top seed in the district playoffs and were ranked third in Southeastern Pennsylvania.

In addition to his time at La Salle and Cheltenham, Saverio has coached in the Pennsylvania Keystone State Games, the Carpenter Cup, and the Mid-Atlantic Baseball Classic. He also serves as the director of the "Total Instructional Baseball Camp." TIBC will host its 28th season in 2008.

Saverio teaches English at Cheltenham High School and currently resides in Ambler, Pa. with his wife and their three children.



SAVERIO'S RESUME

Head Coach	Years
La Salle University	2004-07
• Diamond Five Coach of the Year	(2006)
• Liberty Bell Classic Champions	(2006)
Cheltenham High School	1989-2001
• Suburban One Champions	(1997)
Assistant Coach	Years
La Salle	2002-03
Player	Years
Bloomsburg	1973-76

SAVERIO'S RECORD YEAR-BY-YEAR

School	Overall			League		
	W	L	T	W	L	T
La Salle						
2004	20	28	2	5	19	0
2005	18	34	0	9	15	0
2006	20	31	0	12	14	0
2007	17	32	0	8	19	0
Total	75	125	2	34	77	0

ALL-TIME SJU COACHING RECORDS (SINCE WORLD WAR II*)

COACH (# of seasons)	YEARS	W-L-T	PCT.
Vince Mallon (2)	1946-47	6-17-0	.318
Pep Young (8)	1948-55	48-69-1	.418
Jack Ramsay (3)	1956-58	19-33-0	.353
Al Brancato (6)	1959-64	38-68-3	.362
Harry Booth (10)**	1965-74	140-80-5	.633
Barry Kirsch (5)	1975-79	74-68-1	.521
George Bennett (5)	1980-84	82-67-3	.549
Mike Creciu (2)	1985-86	18-50-1	.268
Chris Loschiavo (10)	1987-96	184-264-5	.412
Jim Ertel (8)	1997-04	142-265-5	.351
Shawn Pender (3)	2005-07	41-116-0	.261
TOTAL	62 seasons	792-1,078-24	.418

* - Saint Joseph's did not field a baseball team from 1931-1945. Records from 1910-1930 are incomplete. The information that is available can be found on page 20 of this guide.

** - Harry Booth and Marty Pollock were co-head coaches in 1970 and 1971. See page 20 for more information.





ASSISTANT COACHES



Greg Manco
Assistant Coach
Rutgers '92 – Fourth Season

Returning for his fourth season on the Saint Joseph's staff in 2008 is Greg Manco. A 1992 graduate of Rutgers-New Brunswick, Manco spent the previous six seasons as an assistant coach at the University of the Sciences in Philadelphia. He serves as the Hawks' recruiting coordinator.

While at USP, Manco worked closely with the pitching staff and also managed many of the program's day-to-day administrative duties, including recruiting, scheduling and fundraising. He was also instrumental in the creation of the Bill Giles Division II Invitational Tournament hosted by the Philadelphia Phillies.

Manco pitched for the varsity baseball squad at Rutgers-New Brunswick in 1991 after playing two seasons on the JV team. In addition to his undergraduate work at RU, he also has a master's degree and a doctorate from the university in statistics. A full-time professor in the Saint Joseph's University department of Mathematics and Computer Science, he resides in Marlton, N.J.



Aaron Barras
Assistant Coach
Spring Hill '02 – Second Season

Back for his second season in the Saint Joseph's dugout is assistant coach Aaron Barras. He will once again work with the Hawk pitching staff.

Barras graduated summa cum laude from Holy Cross High School in New Orleans, where he was the baseball team captain and MVP.

Barras notched a 10-1 record his senior season with a strikeout-to-walk ratio better than three-to-one. He was also awarded All-District and All-State honors in his senior season.

Barras enrolled at Spring Hill College in Mobile, Ala., and earned All-Conference honors as a freshman. He then moved on to the University of New Orleans, where he won a Sun Belt conference title with the Privateers in 2000. After playing in the CIGL Wooden Bat summer league in Springfield, Ill., Barras returned to Spring Hill to finish his career. He recorded 266 strikeouts in 264 innings, and shares the school record for most strikeouts in a game (15). He also twirled two one-hit and two two-hit shutouts.

A 2002 graduate of Spring Hill, Barras holds a degree in Communication Arts with a concentration in Public Relations, Marketing and Business Management. Hailing from New Orleans, he now makes his home in the Philadelphia area.



Jon Dijamco
Volunteer Student Assistant
Saint Joseph's '09 - First Season

Jon Dijamco will serve as a volunteer student assistant coach for the 2008 season.

Dijamco appeared in 12 games for the Hawks in 2006, recording a hit, a walk, and a stolen base. He spent the 2007 season as the team manager.

A junior business major at Saint Joseph's, Dijamco is a 2005 graduate of St. Augustine Prep. He was named team captain and was chosen for the All-Cape League First Team as a senior.



Danielle Warner
Athletic Trainer
Northeastern '06 - First Season

Danielle Warner returns to Hawk Hill after serving two semesters as an athletic training intern at Saint Joseph's in 2004-05. She will serve as the trainer for the Hawk baseball squad, traveling with the team on road trips.

Warner completed her undergraduate degree in 2006 from Northeastern University in Boston and is currently working towards a master's degree from SJU. Warner worked at Northeastern last year as a graduate assistant, working primarily with the women's volleyball team. She is a native of Long Valley, N.J.

ALL-TIME SJU ASSISTANT COACHES

COACH (Seasons)	Year(s)
Aaron Barras (2)	2007-08
Harry Booth (2)	1970-71
Al Brancato (4)	1955-58
Joe Calfapietra (1)	1994
Marty Carey (1)	1999
Dick Carter (4)	1965-68
Matt Collins (2)	1995-96
Rich Coletta (2)	2005-06
Mike Cooper (4)	1981-84
Howard Craft (1)	1985
Ralph Dell'Arciprete (1)	1985
Mike DeLorenzo (1)	2004
Joe DiAngelo (6)	1975-80
Fred Ehrmann (2)	1989-90
Jim Ertel (10)	1987-96
Tim Gunn (2)	2006-07
Gerry Hunsicker (1)	1974
Ken Krsolovic (17)	1987-03
Paul Lepree (2)	1985-86
Chris Loschiavo (1)	1986
Ed Lowery (1)	1984
Greg Manco (4)	2005-08
John Nace (1)	1960
Marty Pollock (3)	1972-74
Ernie Quatrani (4)	1975-78
Kevin Sharp (2)	2004-05
Jack Stanczak (7)	1997-03
Rick Taylor (4)	1981-84
Joe Tremoglie (4)	2001-04

HOME OF THE HAWKS



ELMWOOD PARK

Latshaw-McCarthy Field



For the 19th consecutive season, the home of Saint Joseph's University baseball is Elmwood Park's Latshaw-McCarthy Field in Norristown, Pa. Originally laid out in 1938, the field was rebuilt before the Hawks moved in for the 1990 season. The park's dimensions measure 328 feet to the foul poles and 393 feet to center field.

It is named to recognize Dan Latshaw, a player who died at the site in 1940, and Red McCarthy, the late sports editor of the *Norristown Times Herald*. The Elmwood Park complex includes numerous park and recreation facilities, including the Elmwood Park Zoo. The road behind the left field fence is named after Hall of Fame manager Tommy Lasorda, a native of Norristown.

One of the finest baseball facilities in the region, it features a large press box, major league size dugouts, and a fully electronic scoreboard. It is equipped with seating for approximately 1,000 fans.

An outstanding lighting system sets the ballpark apart from others in the vicinity, allowing SJU to be the lone Philadelphia-area college team to play night games. The 110-foot light poles were originally installed at the old Liberty Bell Race Track.

In Norristown, Bill Plichta serves as Director of Recreation, while Jim Hickman is the Parks Director. Scoreboard operators Bill Swier and Marc Brown work the Hawks' home games.

VS. ALL OPPONENTS AT ELMWOOD PARK

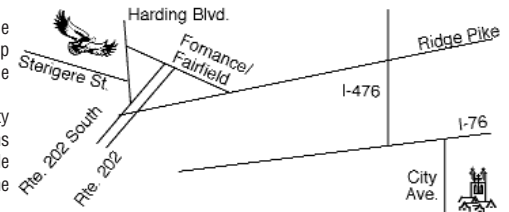
Albany	1-0	Marist	0-1
Allentown	1-0	Massachusetts	3-18
Beaver	1-1	Millersville	1-1
Bloomfield	2-0	Monmouth	1-2
Charlotte	1-2	Penn State	0-2
Coppin State	2-2	Pennsylvania	5-2
Cornell	0-2	Philadelphia University	3-3
C.W. Post	0-1	Princeton	0-2
Dayton	2-4	Rhode Island	8-18
Delaware	0-2	Richmond	1-5
Delaware Valley	1-0	Rider	3-8
Drexel	5-5	Rutgers	2-8
Duquesne	4-4	Rutgers-Newark	1-0
Eastern	2-0	St. Bonaventure	4-9
Fairfield	1-1	St. Francis (N.Y.)	1-0
Fordham	6-6	Saint Louis	1-1
George Washington	5-13	Saint Peter's	1-1
Glassboro State	1-0-1	Temple	7-17
Gwynedd Mercy	1-0	Towson	1-2-1
Haverford	1-0	Villanova	7-10-3
James Madison	0-1	Virginia Tech	0-3
Lafayette	0-1	West Chester	3-2
La Salle	7-11	West Virginia	0-3
Lehigh	3-2	Wilmington (Del.)	1-0
Le Moyne	1-0	Xavier	4-5
Long Island	3-0		

DIRECTIONS TO ELMWOOD PARK

From the North, East or West: Take Exit 25 off the Pennsylvania Turnpike to I-476 South. Get off at the first exit, Norristown and turn right on Ridge Pike. Follow Ridge to Fairfield Street (first turn after Armen Cadillac) and turn right. Shortly, Fairfield becomes Fornance. Stay on Fornance until it ends at Harding Boulevard. Turn left on Harding. The field is on the right.

From the South: Take I-476 North to the Norristown exit. Turn right at the end of the exit ramp and right at the first light, Ridge Pike. Follow the above directions from Ridge.

Note: From Saint Joseph's University, take City Avenue North to I-76 West. Follow the above directions after getting on I-476 North. The field is also accessible from U.S. Route 202 in Norristown. It is located at the corner of Harding Blvd. and Stergiere St.



THE HAWK



The Saint Joseph's Hawk mascot has been flapping its wings for over half a century, celebrating its golden anniversary in 2005-06.

One of the most famous mascots in college sports, the Hawk is best known for staying in constant motion by flapping its wings throughout every basketball game and representing the Saint Joseph's motto, "The Hawk Will Never Die."

Saint Joseph's athletic teams have been recognized with the nickname "Hawks" since 1929. At that time, the school's yearbook editor initiated a contest among the student body for a symbol. More than 100 submissions were narrowed, with "Hawks" winning out over "Grenadiers" by a slim margin. The name was appropriate because it typified "the fighting spirit of our crimson and gray athletes and it is suggestive of the aerial attack which has made our football team famous." Football, ironically, was discontinued at SJU following the 1939 season.

The Hawk mascot has garnered numerous accolades in its 50-year history. It has been selected as the nation's top mascot by *The Sporting News*, *Sports Illustrated*, *Sports Illustrated for Kids*, *Street & Smith's Basketball Yearbook* and *ESPN College Basketball* magazine.



2008 ROSTER

No.	Name	Yr.	Pos.	Ht.	Wt.	B/T	DOB	Hometown	High School (Last College)
1	Mike Coleman	R-Fr.	OF	5-9	170	L/R	3/18/88	Drexel Hill, Pa.	Monsignor Bonner
2	* David Valesente	So.	2B/3B	6-2	200	R/R	7/15/88	Ithaca, N.Y.	Lansing
3	** Chris Cashman	Sr.	SS	5-11	165	R/R	1/30/86	Lafayette Hill, Pa.	Archbishop Carroll
4	*** Mike Blahusch	Sr.	2B	5-9	175	R/R	11/29/85	Wilmington, Del.	Archmere Academy
5	Joe Cook	R-Fr.	SS	5-11	185	S/R	8/14/88	Riva, Md.	DeMatha
7	*** Ken Pustizzi	Sr.	C	5-7	175	R/R	3/24/86	Milmy, N.J.	St. Augustine Prep
8	*** Jereme Scott	Sr.	OF	5-9	185	R/R	3/18/86	Columbia, Md.	Long Reach
9	* Dewey Oriente	So.	1B	6-0	200	L/R	3/9/88	Mt. Royal, N.J.	Bishop Eustace Prep
11	*** Jeremy Jakubowski	Sr.	OF	6-1	185	R/R	11/21/86	Jarrettsville, Md.	Calvert Hall
12	** Tim Smith	Sr.	OF	5-10	175	R/R	3/18/86	Elkton, Md.	St. Mark's (Seton Hall)
13	** Jason Hessler	Sr.	RHP	6-3	220	R/R	8/18/86	Silver Spring, Md.	Springbrook
14	Ryan McDonald	R-Fr.	OF	6-1	195	L/L	2/29/88	Woodstock, Md.	Mount St. Joseph's
15	* Mark Dolaghan	So.	RHP	5-11	195	R/R	3/18/88	Rutherford, N.J.	St. Peter's Prep
16	** Chris Prescott	So.	RHP	5-11	180	R/R	7/15/87	Stafford, Va.	North Stafford
17	* Tom Dennen	R-So.	OF	6-2	210	R/R	3/15/86	Camden, Maine	Hill School
18	* Pat Monaghan	So.	RHP	6-2	195	R/R	10/14/87	Voorhees, N.J.	Eastern
19	* Brian Hartsell	So.	1B	6-2	185	R/R	7/7/88	Collegeville, Pa.	St. Pius X
20	* Phil Pursino	R-So.	C	5-11	190	R/R	7/8/87	West Hempstead, N.Y.	St. Dominic's
21	* Adam Rivera	So.	RHP	5-11	165	R/R	7/9/88	Warren, N.J.	Watchung Hills
22	** Ben Wendle	Jr.	OF	5-8	175	L/L	1/5/87	Lincoln University, Pa.	Avon Grove
23	*** Mark Imbo	Sr.	LHP	5-10	180	L/L	2/7/86	Brooklyn, N.Y.	Xavier High School
24	* Matt Barnathan	So.	OF	5-11	200	L/R	5/18/88	Massapequa, N.Y.	Massapequa
25	** Justin Trudell	Jr.	RHP	6-0	195	R/R	8/1/87	Pennsville, N.J.	Pennsville
26	* Mike Boyland	So.	3B	6-1	200	S/R	9/20/88	Hatboro, Pa.	Hatboro-Horsham
27	* Quentin Farr	So.	LHP	6-3	170	L/L	6/27/87	West Lafayette, Ind.	West Lafayette
28	Mike Galetta	Fr.	INF	6-0	190	L/R	4/27/88	Merion Station, Pa.	The Haverford School
29	*** Don Werner	Sr.	RHP	6-2	185	L/R	11/4/85	Newtown Square, Pa.	Cardinal O'Hara
30	Dominic Favazza	Fr.	RHP	6-0	175	R/R	6/22/89	Ocean Pines, Md.	Stephen Decatur
32	Randy Mower	So.	LHP	6-2	175	L/L	10/29/87	Hatfield, Pa.	North Penn
33	Chad Simendinger	R-Fr.	RHP	6-3	180	R/R	11/5/88	Newark, Del.	Salesianum
34	* Doug DiSandro	So.	LHP	5-11	165	L/L	1/3/88	Ambler, Pa.	St. Joseph's Prep
35	* Evan Spano	R-So.	C	5-9	195	R/R	8/21/87	Oakridge, N.J.	Pope John XXIII
36	Brooks Miller	Fr.	INF	5-9	170	R/R	5/21/89	Berkeley Heights, N.J.	Governor Livingston
38	Ryan Cuccinelli	Fr.	RHP	6-3	210	R/R	4/18/89	Rutherford, N.J.	St. Mary's Rutherford
40	Mike Plakis	Fr.	OF	6-2	180	L/R	4/22/89	Oaklyn, N.J.	Bishop Eustace Prep
42	Bryan Penalo	Fr.	RHP	6-0	160	R/R	12/29/89	Highland Mills, N.Y.	Monroe-Woodbury
43	** Chris Hildreth	Sr.	INF	6-0	195	R/R	9/29/86	Ellicott City, Md.	Mount St. Joseph's
46	*** Andrew Powers	Sr.	RHP	6-1	190	R/R	4/26/86	Verona, N.J.	Montclair Kimberly
47	* Drew Smith	So.	C	6-0	225	L/R	5/27/87	Malvern, Pa.	Great Valley
48	Chris Monaco	Fr.	RHP	6-2	175	R/R	2/20/89	Mt. Laurel, N.J.	Bishop Eustace Prep

* - Varsity Letters won prior to 2007

Interim Head Coach: #6 Lee Saverio (Bloomsburg '76) - 1st year

Assistant Coach: #50 Greg Manco (Rutgers '92) - 4th year

Assistant Coach: #56 Aaron Barras (Spring Hill '02) - 2nd year

Volunteer Student Assistant: #31 Jon Dijamco - 1st year

Captains: Mike Blahusch, Jason Hessler

PRONUNCIATION GUIDE

Barnathan: BARN-a-THAN

Blahusch: BLOUSH

Cuccinelli: Koo-chi-NELL-ee

Dijamco: Dee-YAM-co

Dolaghan: DOLL-a-han

Favazza: Fa-VAH-za

Jakubowski: JAH-koo-BOW-skee

Monaghan: MAHN-a-han

Mower: MOW-er

Oriente: Or-ee-EN-tay

Penalo: Pe-NAH-lo

Plakis: PLAY-kiss

Pustizzi: Puh-STEE-zee

Saverio: Sah-VARE-ee-o

Simendinger: SY-men-ding-er

Valesente: VAL-i-SEN-tay

TEAM BREAKDOWN

BY CLASS

Seniors (9): Blahusch, Cashman, Hessler, Hildreth, Imbo, Jakubowski, Powers, Pustizzi, Scott, T. Smith, Werner

Juniors (3): Prescott, Trudell, Wendle

Sophomores (15): Barnathan, Boyland, Dennen, DiSandro, Dolaghan, Farr, Hartsell, Monaghan, Mower, Oriente, Pursino, Rivera, D. Smith, Spano, Valesente

Freshmen (11): Coleman, Cook, Cuccinelli, Favazza, Galetta, McDonald, Miller, Monaco, Penalo, Plakis, Simendinger

BY POSITION

Catchers (4): Pursino, Pustizzi, D. Smith, Spano

Infielders (10): Blahusch, Boyland, Cashman, Cook, Galetta, Hartsell, Hildreth, Miller, Oriente, Valesente

Outfielders (9): Barnathan, Coleman, Dennen, Jakubowski, McDonald, Plakis, Scott, T. Smith, Wendle

Pitchers (17): Cuccinelli, DiSandro, Dolaghan, Farr, Favazza, Hessler, Imbo, Monaco, Monaghan, Mower, Penalo, Powers, Prescott, Rivera, Simendinger, Trudell, Werner

BY STATE

Delaware (2): Blahusch, Simendinger

Indiana (1): Farr

Maine (1): Dennen

Maryland (8): Cook, Favazza, Hessler, Hildreth, Jakubowski, McDonald, Scott, T. Smith

New Jersey (12): Cuccinelli, Dolaghan, Miller, Monaco, Monaghan, Oriente, Plakis, Powers, Pustizzi, Rivera, Spano, Trudell

New York (5): Barnathan, Imbo, Penalo, Pursino, Valesente

Pennsylvania (10): Boyland, Cashman, Coleman, DiSandro, Galetta, Hartsell, Mower, D. Smith, Wendle, Werner

Virginia (1): Prescott

HAWK PROFILES



Matt Barnathan
Sophomore • 5-11 • 200 • OF
Massapequa, N.Y. • Massapequa

2007: Third amongst all newcomers with a .281 batting average...Third on the team with a .400 on-base percentage...Also appeared in five games as a pitcher...**High School/Personal:** An All-League selection senior year...Led league in home runs that season as well...Finished in the top five in batting average and earned run average...Finance major...Born May 18, 1988.

24

YEAR	AVG	G-GS	AB	R	H	2B	3B	HR	RBI	TB	SLG	BB	HBP	SO	OB%	SB-A
2007	.281	22-14	57	7	16	3	0	0	6	19	.333	11	1	19	.400	1-1
TOTAL	.281	22-14	57	7	16	3	0	0	6	19	.333	11	1	19	.400	1-1

YEAR	ERA	W-L	APP	GS	CG	SV	IP	H	R	ER	BB	K	WP	HB
2007	6.14	0-0	5	0	0	0	7.1	9	5	6	3	2	0	0
TOTAL	4.06	2-7	19	7	3	3	64.1	61	36	29	48	45	13	5



Mike Blahusch
Senior • 5-9 • 175 • 2B
Wilmington, Del. • Archmere Academy

2007: Started 30 games in the infield for the Hawks...Third on the team with 11 stolen bases...Recorded a .985 fielding percentage after committing just two errors for the entire season...**2006:** Played in 53 games, starting 52...Second on the team with a .296 batting average...Second in at-bats (186), hits (55), and total bases (76)...**2005:** Recipient of team's Coaches Award...As a reserve infielder played in 26 games, making seven starts...Club's most frequently used pinch hitter and pinch runner...First collegiate hit came at Florida State (2/20)...Scored nine runs...**High School/Personal:** Four-time All-League pick...Named 1st Team All-State as a senior...Also lettered in basketball and football for three seasons...Born December 5, 1985.

4

YEAR	AVG	G-GS	AB	R	H	2B	3B	HR	RBI	TB	SLG	BB	HBP	SO	OB%	SB-A
2005	.182	26-7	33	9	6	1	0	0	1	7	.212	5	3	13	.326	3-3
2006	.296	53-52	186	28	55	13	1	2	23	76	.409	7	9	45	.343	8-12
2007	.257	35-30	109	17	28	3	0	0	10	31	.284	8	10	18	.359	11-13
TOTAL	.278	114-89	328	54	89	17	1	2	34	114	.348	20	22	76	.347	22-28




Mike Boyland
Sophomore • 6-1 • 200 • 3B
Hatboro, Pa. • Hatboro-Horsham

2007: Appeared in 13 games...Notched seven hits in 32 at bats and drove in seven runs...Also pitched in five games...**High School/Personal:** A two-time Carpenter Cup selection...won Pennsylvania State Championship with Hatboro-Horsham...Also received three letters in ice hockey...Born William M. Boyland on September 20, 1988...Majoring in business.

26

YEAR	AVG	G-GS	AB	R	H	2B	3B	HR	RBI	TB	SLG	BB	HBP	SO	OB%	SB-A
2007	.219	13-7	32	3	7	1	1	0	7	19	.313	3	0	6	.286	0-0
TOTAL	.219	13-7	32	3	7	1	1	0	7	19	.313	3	0	6	.286	0-0

YEAR	ERA	W-L	APP	GS	CG	SV	IP	H	R	ER	BB	K	WP	HB
2007	17.36	0-0	5	0	0	0	4.2	13	10	9	2	3	0	0
TOTAL	17.36	0-0	5	0	0	0	4.2	13	10	9	2	3	0	0



Chris Cashman
Senior • 5-11 • 165 • SS
Lafayette Hill, Pa. • Archbishop Carroll

2007: Started 33 games...Led the team with 127 assists...Drove in 13 runs...**2006:** Named team's Defensive Player of the Year...Committed just 11 errors in 200 chances on the season...Appeared in 40 games, hitting .262...**2005:** Redshirted the season...**High School/Personal:** Two-time All-League and All-Area selection...Team captain as a senior, batting .410 with 10 home runs, 32 RBI and 44 runs scored...Born January 30, 1986.

3

YEAR	AVG	G-GS	AB	R	H	2B	3B	HR	RBI	TB	SLG	BB	HBP	SO	OB%	SB-A
2006	.262	40-35	126	14	33	6	1	0	15	41	.325	8	2	24	.314	3-4
2007	.220	38-33	123	12	27	1	0	0	13	28	.228	8	2	20	.276	5-6
TOTAL	.241	78-68	249	26	60	7	1	0	28	69	.277	16	4	44	.295	8-10



Mike Coleman
R-Freshman • 5-9 • 170 • OF
Drexel Hill, Pa. • Monsignor Bonner

2007: Redshirted the season...**High School/Personal:** Hit .426 his junior season at Monsignor Bonner, and then upped his average to .460 for his final campaign...Earned three letters in ice hockey, where he served as a captain...A business major...Born on March 18, 1988.

1



Joe Cook
R-Freshman • 5-11 • 185 • SS
Riva, Md. • DeMatha

2007: Injured his shoulder and sat out the 2007 season...**High School/Personal:** An All-Conference shortstop his senior season at DeMatha Catholic High School in Hyattsville, Maryland...Born on August 14, 1988...Majoring in finance.

5



Doug DiSandro
Sophomore • 5-11 • 165 • LHP
Ambler, Pa. • St. Joseph's Prep

2007: Made five appearances out of the bullpen...Struck out four hitters in 3.1 innings...**High School/Personal:** Earned All-Catholic League First Team honors his senior season...Also named Second Team All-City as well as an Honorable Mention All-Southeast Pennsylvania...Born Ernest D. DiSandro on January 3, 1988...Majoring in social science.

34

YEAR	ERA	W-L	APP	GS	CG	SV	IP	H	R	ER	BB	K	WP	HB
2007	13.50	0-0	5	0	0	0	3.1	9	6	5	3	4	3	0
TOTAL	13.50	0-0	5	0	0	0	3.1	9	6	5	3	4	3	0



Mark Dolaghan
Sophomore • 5-11 • 195 • RHP
Rutherford, N.J. • St. Peter's Prep

2007: Appeared in 15 games, starting seven...Fanned 30 hitters, good for third on the team...**High School/Personal:** Three-time All-County designee...Honorable Mention All-State senior season...Notched a 13-2 record over his final two seasons, while his team went 49-7...Hit .508 in his senior year...Criminal Justice major...Born on March 18, 1988.

15

YEAR	ERA	W-L	APP	GS	CG	SV	IP	H	R	ER	BB	K	WP	HB
2007	7.13	0-4	15	7	0	0	53.0	78	47	42	21	30	1	8
TOTAL	7.13	0-4	15	7	0	0	53.0	78	47	42	21	30	1	8



Quentin Farr
Sophomore • 6-3 • 170 • LHP
West Lafayette, Ind. • West Lafayette

2007: Threw eight-and-a-third innings in seven appearances...Struck out six batters...**High School/Personal:** Named to the All-Conference and All-Area teams junior and senior seasons...Led team to a 78-15 record in his final three seasons...An undeclared humanities major...Born on June 27, 1987.

27

YEAR	ERA	W-L	APP	GS	CG	SV	IP	H	R	ER	BB	K	WP	HB
2007	6.48	0-0	7	0	0	0	8.1	9	7	6	8	6	0	0
TOTAL	6.48	0-0	7	0	0	0	8.1	9	7	6	8	6	0	0



HAWK PROFILES



Brian Hartsell
Sophomore • 6-2 • 185 • 1B
Collegeville, Pa. • St. Pius X

2007: Appeared in seven games, starting two...Notched three hits, including a double, in 14 plate appearances...**High School/Personal:** Standout performer at first and second base during his time at St. Pius X...Born on July 7, 1988... Majoring in finance.

19

YEAR	AVG	G-GS	AB	R	H	2B	3B	HR	RBI	TB	SLG	BB	HBP	SO	OB%	SB-A
2007	.250	7-2	12	3	3	1	0	0	0	4	.333	2	0	5	.357	0-0
TOTAL	.250	7-2	12	3	3	1	0	0	0	4	.333	2	0	5	.357	0-0



Jason Hessler
Senior • 6-3 • 220 • RHP
Silver Spring, Md. • Springbrook

2007: Missed the season with a torn labrum...Was drafted in the 31st Round of the Major League Baseball First-Year Player Draft by the Cleveland Indians...**2006:** Named to the inaugural All-Philadelphia Diamond Five team...Led SJU in wins (4), innings pitched (88.2), and strikeouts (82)...Struck out a career-high 10 batters in the game against St. Peter's (3/19)...Recipient of the team's Coaches Award...**2005:** Tabbed as team Rookie of the Year after sterling season...Started 12 of 15 games on the mound...Tied for team lead in wins and tossed four complete games...Posted 5.33 ERA...Struck out 45 and walked just 14...81.0 innings of work were most-ever for SJU freshman...Won first collegiate start over Longwood (2/26)...Struck out a career-high seven at Fordham (5/14)...**High School/Personal:** Two-time team MVP and All-Area selection...Born August 18, 1986...Uncle played in Oakland A's farm system.

13

YEAR	ERA	W-L	APP	GS	CG	SV	IP	H	R	ER	BB	K	WP	HB
2005	5.33	3-6	15	12	4	0	81.0	104	57	48	14	46	6	7
2006	4.77	4-7	15	15	0	0	88.2	100	70	47	26	82	7	12
TOTAL	5.04	7-13	30	27	4	0	169.2	204	127	95	40	127	13	19



Chris Hildreth
Senior • 6-0 • 195 • INF
Ellicott City, Md. • Mount St. Joseph's

2007: Made 21 appearances, including 14 starts...Drove in four runs...Also pitched in two games, striking out four hitters in three innings...**2006:** Saw action in the field in nine games, starting seven...Knocked in three runs...Appeared in five games as a pitcher, throwing six innings...**2005:** Started 17 of 28 games played, including 14 at second base...Frequently used as a pinch hitter...Had 13 hits, including a pair of doubles and triples...Singled in first collegiate at bat at Virginia Commonwealth (2/12)...**High School/Personal:** Named First Team All-League, All-Metro and All-Baltimore as a senior after batting .343 with 28 runs and 28 RBI...Born September 29, 1986.

43

YEAR	AVG	G-GS	AB	R	H	2B	3B	HR	RBI	TB	SLG	BB	HBP	SO	OB%	SB-A
2005	.210	28-17	62	9	13	2	2	0	10	19	.306	12	3	19	.364	3-6
2006	.172	9-7	29	2	5	0	0	0	3	5	.172	3	0	4	.220	0-0
2007	.231	21-14	52	6	12	2	0	0	4	14	.269	5	0	12	.293	3-5
TOTAL	.210	58-38	143	17	30	4	2	0	17	38	.266	20	3	35	.317	6-11

YEAR	ERA	W-L	APP	GS	CG	SV	IP	H	R	ER	BB	K	WP	HB
2006	13.50	0-0	5	0	0	0	6.0	12	12	9	6	3	1	0
2007	9.00	0-0	2	0	0	0	3.0	4	5	3	2	4	0	1
TOTAL	12.00	0-0	7	0	0	0	9.0	16	17	12	8	7	1	1



Mark Imbo
Senior • 5-10 • 180 • LHP
Brooklyn, N.Y. • Xavier High School

2007: Led the team in appearances for the second straight year with 20...Made one start...Second on the team with two wins...Struck out 25 batters...**2006:** Received team's Most Valuable Player award...Set SJU record for appearances in a season with 28...Recorded six saves for the Hawks, the second-highest single-season total in SJU history...4.00 ERA lowest among regular pitchers...Tied for second on the team in wins (3)...Named SJU's Pitcher of the Year...**2005:** Lefthander appeared in eight games...Did not allow a run in 5.0 of 6.1 innings pitched...Struck out five batters...**High School/Personal:** Three-time team MVP...Had 12-4 career record...Born February 7, 1986...Grandfather played in Washington Senators system.

23

YEAR	ERA	W-L	APP	GS	CG	SV	IP	H	R	ER	BB	K	WP	HB
2005	18.47	0-0	8	0	0	0	6.1	15	14	13	4	5	1	1
2006	4.00	3-3	28	0	0	6	45.0	34	25	20	25	35	4	4
2007	7.17	2-4	20	1	0	0	37.2	45	32	30	24	25	3	3
TOTAL	6.37	5-7	56	1	0	6	89.0	94	71	63	53	65	8	8



Jeremy Jakubowski
Senior • 6-1 • 185 • OF
Jarrettsville, Md. • Calvert Hall

2007: Second on the team with a .331 batting average...Tied for the team lead with two triples...Led the Hawks with 14 stolen bases in 17 tries...His 52 hits placed him second on the squad...Also ranked second on the team in games played (44), runs scored (26), and RBI (23)...**2006:** Hit .290 for the season, starting 35 games...Among team leaders in doubles and slugging percentage...Hit a home run in a game at Georgetown (2/25)...**2005:** Team's most improved player...Started all 45 games he played, splitting time between center and right field...Ranked second on the team in runs (21), home runs (3) and RBI (21)...Stole 11 of 13 bases...Tied for team lead with 11 multi-hit games...Went 2-4 with a double, home run and five RBI vs. Long Island (4/26)...Singled in first collegiate game at VCU...**High School/Personal:** Two-time First Team All-MIAA...Played in Brooks Robinson All-Star Game...Born November 21, 1986...Uncle played pro soccer.


11

YEAR	AVG	G-GS	AB	R	H	2B	3B	HR	RBI	TB	SLG	BB	HBP	SO	OB%	SB-A
2005	.224	45-45	161	21	36	4	1	3	21	51	.317	14	4	26	.300	11-13
2006	.290	39-35	138	20	40	9	1	1	19	54	.391	6	1	15	.318	6-8
2007	.331	44-42	157	26	52	1	2	0	23	57	.363	14	6	20	.402	14-17
TOTAL	.281	130-122	456	67	128	14	4	4	63	162	.355	34	11	61	.341	31-38



Jeremy Jakubowski

HAWK PROFILES



Ryan McDonald
R-Freshman • 6-1 • 195 • OF
Woodstock, Md. • Mount St. Joseph's

2007: Redshirted the season...**High School/Personal:** Two-time First Team All-Baltimore City honoree...Also named All-MIAA his senior season...Lettered in basketball and soccer as well...Majoring in business...Born on February 29, 1988.

14



Pat Monaghan
Sophomore • 6-2 • 195 • RHP
Voorhees, N.J. • Eastern

2007: Made eight starts and totaled 14 appearances...Struck out 32 against 24 walks in 39.2 innings...Third on the team in starts...**High School/Personal:** Named All-Conference and All-Group 4 junior and senior seasons, when he was also the team captain and MVP...Hit .538 senior year with 43 hits and 40 RBI...14-4 with a sub-2.00 ERA final two years...Also lettered in football...Born on October 14, 1987...A business major.

18

YEAR	ERA	W-L	APP	GS	CG	SV	IP	H	R	ER	BB	K	WP	HB
2007	7.71	1-5	14-8	0	0/0	0	39.2	59	39	34	24	32	1	3
TOTAL	7.71	1-5	14-8	0	0/0	0	39.2	59	39	34	24	32	1	3



Randy Mower
Sophomore • 6-2 • 175 • LHP
Hatfield, Pa. • North Penn

2007: Named the team's Pitcher of the Year...Led SJU in starts (15), innings pitched (64.1), wins (three), and strikeouts (42)...Ranked second on the pitching staff in earned run average...Earned his first career win against Lehigh (3/6)...Won his Atlantic 10 debut at St. Bonaventure...**High School/Personal:** Three-year varsity starter...Team won the Suburban One League championship junior and senior seasons, and took the District crown his junior season as well...Participated in the Carpenter Cup...

32

Mathematics major...Born on October 29, 1987.

YEAR	ERA	W-L	APP	GS	CG	SV	IP	H	R	ER	BB	K	WP	HB
2007	6.02	3-6	16	15	0	0	64.1	85	51	43	27	42	5	3
TOTAL	6.02	3-6	16	15	0	0	64.1	85	51	43	27	42	5	3



Dewey Oriente
Sophomore • 6-0 • 200 • 1B
Mt. Royal, N.J. • Bishop Eustace Prep

2007: Appeared in 15 games...Notched seven hits and drove in six runs...**High School/Personal:** 2005 *Courier Post* Player of the Year...New Jersey's all-time career hits leader (178)...At or near the top of all Bishop Eustace all-time offensive Top-10s...Two-time All-State honoree...Twice named Team MVP...Played in two Carpenter Cups...Born Ludovico T. Oriente on March 9, 1988...Majoring in business.

9

YEAR	AVG	G-GS	AB	R	H	2B	3B	HR	RBI	TB	SLG	BB	HBP	SO	OB%	SB-A
2007	.233	15-6	30	2	7	1	1	0	6	10	.333	2	0	15	.273	0-0
TOTAL	.233	15-6	30	2	7	1	1	0	6	10	.333	2	0	15	.273	0-0



Chris Prescott



Andrew Powers
Senior • 6-1 • 190 • RHP
Verona, N.J. • Montclair Kimberley

2007: Notched a 1-1 record in 16 appearances, all in relief...Tied for the team lead with two saves...Struck out 21 batters in 22.2 innings...**2006:** Pitched six innings in three games...Struck out four batters...**2005:** Made 10 relief appearances, tossing 13.1 innings...**High School/Personal:** League Player of the Year as a senior...Four-time All-League selection...All-State in fencing...Born April 26, 1986...Accounting major.

46

YEAR	ERA	W-L	APP	GS	CG	SV	IP	H	R	ER	BB	K	WP	HB
2005	9.45	0-0	10	0	0	0	13.1	26	18	14	8	5	0	0
2006	9.00	0-0	3	0	0	0	6.0	11	7	6	2	4	1	1
2007	6.75	1-1	16	0	0	2	22.2	21	19	17	19	21	2	6
TOTAL	7.93	1-1	29	0	0	2	42.0	58	44	37	29	30	3	7



Chris Prescott
Junior • 5-11 • 180 • RHP
Stafford, Va. • North Stafford

2007: Made 13 appearances, including two starts...Notched two saves to tie for the team lead...Recorded 27 strikeouts in just 25 innings pitched...**2006:** Led Hawk freshmen in innings pitched (51.0)...Appeared in 18 games, starting eight...Struck out 44 batters while walking just 14...Third on the team in punchouts...Ceded just one home run on the season...**High School/Personal:** Was voted to First Team All-District and All-Area as a pitcher after posting a 1.93 ERA and also voted to 2nd Team All-District as an outfielder his senior year...Born July 15, 1987...A management major.

16

YEAR	ERA	W-L	APP	GS	CG	SV	IP	H	R	ER	BB	K	WP	HB
2006	6.35	2-7	18	8	0	0	51.0	66	42	36	14	44	7	10
2007	7.20	0-3	13	2	0	2	25.0	28	22	20	17	27	5	3
TOTAL	6.63	2-10	31	10	0	2	76.0	94	64	56	31	71	12	13



HAWK PROFILES



Jereme Scott



8

Jereme Scott

Senior • 5-9 • 185 • OF
Columbia, Md. • Long Reach

2007: Saw action in 30 games, making 13 starts...Excelled in the field and did not make an error...Notched 12 hits and eight runs scored...**2006:** Team's Most Improved Player...Played in 50 games, starting 44...279 average was fifth on the team...Third in runs scored (31)...Tied for lead int ripples with three...Made just three errors in 83 chances for a .964 fielding percentage...**2005:** Speedy outfielder played in 36 games, making 23 starts (20 in centerfield)...Scored 10 runs, added seven RBI and four steals...First hit and RBI came at Virginia Commonwealth...**High School/Personal:** Two-time All-Area pick...Hit .412 as a junior, .395 as a senior...All-County in football and ran track...Born March 18, 1986.

YEAR	AVG	G-GS	AB	R	H	2B	3B	HR	RBI	TB	SLG	BB	HBP	SO	OB%	SB-A
2005	.185	36-23	81	10	15	1	1	0	7	18	.222	8	1	28	.267	4-7
2006	.279	50-44	165	31	46	8	3	0	21	60	.364	16	2	39	.348	7-13
2007	.218	30-13	55	8	12	1	0	0	3	13	.236	7	0	11	.302	2-4
TOTAL	.243	116-80	301	49	73	10	4	0	31	91	.302	31	3	78	.318	13-24



33

Chad Simendinger

R-Freshman • 6-3 • 180 • RHP
Newark, Del. • Salesianum

2007: Redshirted the season...**High School/Personal:** Two-time All-Catholic...All-State senior year...Notched an 8-0 record with a 1.43 ERA and 77 strikeouts...Four-year varsity swimmer, earned a gold medal at state championships...Born Christopher Simendinger on November 5, 1988...A marketing major.



47

Drew Smith

Sophomore • 6-0 • 225 • C
Malvern, Pa. • Great Valley

2007: Led the team with a .363 batting average...Appeared in 32 games, starting 22 as a catcher or designated hitter...Was second on the squad in doubles (eight) and slugging percentage (.505), while leading SJU in on-base percentage (.431)...**High School/Personal:** Hit .496 in his senior season at Great Valley...Also played football and was a varsity wrestler...Born on May 27, 1987...Majoring in business.

YEAR	AVG	G-GS	AB	R	H	2B	3B	HR	RBI	TB	SLG	BB	HBP	SO	OB%	SB-A
2007	.363	32-22	91	11	33	8	1	1	13	46	.505	9	2	22	.431	0-0
TOTAL	.363	32-22	91	11	33	8	1	1	13	46	.505	9	2	22	.431	0-0



20

Phil Pursino

R-Sophomore • 5-11 • 190 • C
West Hempstead, N.Y. • St. Dominic's

2007: Saw action in 20 games, making 13 starts...Drove in five runs...**2006:** Redshirted the season...**High School/Personal:** Three-time member of All-CHSAA Academic Team and twice given All-League honors...Hit .505 his senior year...Member of both the National Honor Society and the Spanish Honor Society...Born July 8, 1987...Selected by the New York Mets in the 44th Round of the 2005 MLB Draft.

YEAR	AVG	G-GS	AB	R	H	2B	3B	HR	RBI	TB	SLG	BB	HBP	SO	OB%	SB-A
2007	.209	20-13	43	7	9	1	0	0	5	10	.233	7	0	8	.314	1-1
TOTAL	.209	20-13	43	7	9	1	0	0	5	10	.233	7	0	8	.314	1-1



7

Ken Pustizzi

Senior • 5-7 • 175 • C
Milmay, N.J. • St. Augustine Prep

2007: Made 23 starts behind the plate, more than any Hawk catcher...Hit .254 with eight RBIs...Maintained a .980 fielding percentage, best among SJU catchers...**2006:** Reserve catcher played in 13 games, with two starts...hit .133...**2005:** Saw action in 10 games with three starts...Showed pop at the plate, batting .385 with three runs scored and two RBI...**High School/Personal:** Named First-Team All-League and All-Area as a senior after batting .468...Selected to Carpenter Cup All-Star Team...Born March 24, 1986...A management major...Uncle played baseball at SJU.

YEAR	AVG	G-GS	AB	R	H	2B	3B	HR	RBI	TB	SLG	BB	HBP	SO	OB%	SB-A
2005	.385	10-3	13	3	5	1	0	0	2	6	.462	6	0	1	.579	0-0
2006	.133	13-2	15	1	2	0	0	0	1	2	.133	2	0	7	.235	0-0
2007	.254	24-23	71	4	18	2	0	0	8	20	.282	5	1	12	.308	0-0
TOTAL	.253	47-28	99	8	25	3	0	0	11	28	.283	13	1	20	.342	0-0



21

Adam Rivera

Sophomore • 5-11 • 165 • RHP
Warren, N.J. • Watchung Hills

2007: Tied for second amongst the team's freshmen in appearances with 14...Made five starts...Recorded 27 strikeouts against just seven walks in 42 innings pitched...**High School/Personal:** Two-time All-Skyland Conference designee...All-State in 2006...Team went 46-13 over final two seasons...Born July 9, 1988...Majoring in business.

YEAR	ERA	W-L	APP	GS	CG	SV	IP	H	R	ER	BB	K	WP	HB
2007	7.07	1-5	14	5	0	0	42.0	55	36	33	7	27	9	10
TOTAL	7.07	1-5	14	5	0	0	42.0	55	36	33	7	27	9	10



Drew Smith

HAWK PROFILES



Tim Smith
Senior • 5-10 • 175 • OF
Elkton, Md. • St. Mark's/Seton Hall

2007: Had 23 hits and stole nine bases in 33 games...Made 28 starts in center field...**2006:** Started 47 of 49 games played...Hit .276 with 19 RBI...Led the team with 32 walks and a .422 on-base percentage...Also appeared in five games on the mound...**2005 (at Seton Hall):** Saw action in 20 games, including eight starts... Led team in sacrifice bunts and ranked second in stolen bases...**High School/Personal:** Twice named All-State...Helped team to 2003 state title, batting .357...Born March 18, 1986.

12

YEAR	AVG	G-GS	AB	R	H	2B	3B	HR	RBI	TB	SLG	BB	HBP	SO	OB%	SB-A
2006	.276	49-47	174	29	48	3	0	0	19	51	.293	32	12	50	.422	13-18
2007	.247	33-28	93	19	23	4	0	0	4	27	.290	17	4	29	.383	9-11
TOTAL	.266	82-75	267	48	71	7	0	0	23	78	.292	49	16	79	.408	22-29



Ben Wendle



Evan Spano
R-Sophomore • 5-11 • 190 • C
West Hempstead, N.Y. • St. Dominic's

2007: Made three appearances and had two at bats...**2006:** Redshirted the season...**High School/Personal:** A 2005 graduate of Pope John XXIII...Three-time 1st Team All-League, two-time First Team All-Area and First Team All-West Jersey...Relative J.D. Spano played DE for three years for the Tampa Bay Buccaneers... An international business major...Born August 21, 1987.

35

YEAR	AVG	G-GS	AB	R	H	2B	3B	HR	RBI	TB	SLG	BB	HBP	SO	OB%	SB-A
2007	.000	3-0	2	0	0	0	0	0	0	0	.000	0	0	2	.000	0-0
TOTAL	.000	3-0	2	0	0	0	0	0	0	0	.000	0	0	2	.000	0-0



Justin Trudell
Junior • 6-0 • 195 • RHP
Pennsville, N.J. • Pennsville

2007: Made 13 appearances, all but one out of the bullpen...Struck out 22 hitters while walking 16 in 22.1 innings pitched...**2006:** Pitched in 11 games...Made three starts...Struck out 11 batters in 17.1 innings...**High School/Personal:** Two-time First Team Group 1 All-State and Courier Post All-South Jersey Selection... Hot Stover's South Jersey Player of the Year runner-up...Three-year varsity basketball player...A criminal justice major...Born August 1, 1987.

25

YEAR	ERA	W-L	APP	GS	CG	SV	IP	H	R	ER	BB	K	WP	HB
2006	11.94	0-1	11	3	0	0	17.1	36	34	23	20	11	4	1
2007	8.54	1-3	13	1	0	0	26.1	40	31	25	16	22	6	3
TOTAL	9.89	1-4	24	4	0	0	43.2	76	65	48	36	33	10	4



David Valesente
Sophomore • 6-2 • 200 • 2B/3B
Ithaca, N.Y. • Lansing

2007: Ranked third on the squad with a .326 batting average...His 47 hits were also good for third on the team...Drove in 18 runs to lead all Hawk freshmen...Also led all SJU rookies in games played (41) and games started (36)...**High School/Personal:** First team All-State senior year...Was also a member of the Lansing football team...Born on July 15, 1988...Majoring in marketing.

2

YEAR	AVG	G-GS	AB	R	H	2B	3B	HR	RBI	TB	SLG	BB	HBP	SO	OB%	SB-A
2007	.326	41-36	144	18	47	4	0	0	18	51	.354	9	6	19	.388	5-7
TOTAL	.326	41-36	144	18	47	4	0	0	18	51	.354	9	6	19	.388	5-7



Ben Wendle
Junior • 5-8 • 175 • OF
Lincoln University, Pa. • Avon Grove

2007: The team's Most Valuable Player and Hitter of the Year, Wendle was named to the Atlantic 10 All-Conference Second Team...Led the Hawks in just about every offensive category, including hits (58), runs scored (31), home runs (seven), doubles (17), and RBIs (39)...Played in 46 of the team's 49 games, and started 45 of them...**2006:** Named the team's Rookie of the Year...267 average led all Hawk freshmen...Started 31 games and appeared in 36 total...Two home runs and 19 RBI were also tops among Hawk newcomers...Pitched in eight games as well...**High School/Personal:** Three-time Carpenter Cup player and two-time Team MVP and All-League selection...Hit .457 his senior year...Sectional champ in wrestling his senior year after lettering for four years...Social science major...Born January 5, 1987.

22

YEAR	AVG	G-GS	AB	R	H	2B	3B	HR	RBI	TB	SLG	BB	HBP	SO	OB%	SB-A
2006	.267	36-31	116	12	31	6	1	2	19	45	.388	8	3	17	.331	1-2
2007	.324	46-45	179	31	58	17	0	7	39	96	.536	13	5	31	.386	1-2
TOTAL	.302	82-76	295	43	89	23	1	9	58	141	.478	21	8	48	.364	2-4



Don Werner
Senior • 6-2 • 185 • RHP
Newtown Square, Pa. • Cardinal O'Hara

2007: Pitched in 14 games out of the bullpen...Struck out 19 hitters in his 25.2 innings...**2006:** Recorded 49.2 innings in 18 appearances, with a 2-2 record...Struck out 25 batters, walking 18...One of three Hawk hurlers to pick off a runner...**2005:** Made 11 appearances, all in relief...Second on the team in strikeout-to-walk ratio (2.57:1)...Struck out 18 batters in 17.2 innings of work...**High School/Personal:** Named First Team All-Delaware County, All-Catholic and All-Southeastern Pennsylvania...Born November 4, 1985.

29

YEAR	ERA	W-L	APP	GS	CG	SV	IP	H	R	ER	BB	K	WP	HB
2005	18.47	0-0	8	0	0	0	6.1	15	14	13	4	5	1	1
2006	4.00	3-3	28	0	0	0	45.0	34	25	20	25	35	4	4
2007	7.17	2-4	20	1	0	0	37.2	45	32	30	24	25	3	3
TOTAL	6.37	5-7	56	1	0	0	89.0	94	71	63	53	65	8	8



NEWCOMERS



Ryan Cuccinelli
Freshman • 6-3 • 210 • RHP
Rutherford, N.J. • St. Mary's Rutherford

High School/Personal: Named to the All-Conference First Team in his final two high school seasons...Also selected to the All-County Third Team...First Team All-Conference and All-County in both football and basketball as well...Majoring in business...Born on April 18, 1989.

38



Mike Galetta
Freshman • 6-0 • 190 • INF
Merion Station, Pa. • The Haverford School

High School/Personal: 2007 *Philadelphia Daily News* and Delaware County Player of the Year...Twice named the Main Line Player of the Year...Three-time All-League honoree...Also named All-Southeastern Pa. three times...Majoring in elementary education...Born on April 27, 1988.

28



Tom Dennen
R-Sophomore • 6-2 • 210 • OF
Camden, Maine • The Hill School

A redshirt with the 2006 Hawk baseball squad...**High School/Personal:** First Team All-Conference his final two seasons at The Hill School...Team MVP as a senior...Was also named First Team All-Conference in soccer...Also lettered in basketball...A marketing major...Born March 15, 1986.

17



Brooks Miller
Freshman • 5-9 • 170 • INF
Berkeley Heights, N.J. • Governor Livingston

High School/Personal: Two-time All-State Group 2 First Team honoree...Twice named *All-Courier News* First Team, and three times selected to the *All-Independent Press* First Team...Three times chosen All-Union County...A criminal justice major...Born May 21, 1989.


36



Dominic Favazza
Freshman • 6-0 • 175 • RHP
Ocean Pines, Md. • Stephen Decatur

High School/Personal: Two-time All-Conference First Teamer...As a senior, was named the conference's Pitcher of the Year...Also named *Daily Times* Player of the Year...Was named to the All-Mason-Dixon First Team as a junior and again as a senior...Majoring in social science...Born on June 22, 1989.

30



Chris Monaco
Freshman • 6-2 • 175 • RHP
Mt. Laurel, N.J. • Bishop Eustace Prep

High School/Personal: Won the Non-Public Class A State Championship as a junior...Named All-Conference and All-Parochial in 2006...Was 10-1 over his last two seasons at Bishop Eustace...Also played for Arsenal AAU squad...Majoring in finance...Born February 20, 1989.

48



Bryan Penalo
Freshman • 6-0 • 160 • RHP
Highland Mills, N.Y. • Monroe-Woodbury

High School/Personal: Named Monroe-Woodbury's Rookie of the Year as a junior...Earned the squad's Most Improved Player award as a senior as he led his team in wins, earned run average, and strikeouts...Majoring in business...Born December 29, 1989.

42



Mike Plakis
Freshman • 6-2 • 180 • OF
Oaklyn, N.J. • Bishop Eustace Prep

High School/Personal: Part of 2006 state champion Bishop Eustace squad...Second Team All-South Jersey as a junior and senior...Named First Team All-Catholic and All-Olympic Conference as a senior, when he hit .484...Also earned two varsity letters in basketball...Majoring in business...Born April 22, 1989.

40



The Hawk Will Never Die!

2007 YEAR IN REVIEW



The Saint Joseph's University baseball program relied on a bevy of young players during the 2007 season. While the Hawks saw a drop-off in their overall win total, the team improved both in the field and at the plate, and the squad's young pitching staff laid the foundation for future success. Despite early-season struggles, the Hawks came together late in the year, winning three straight games in mid-May before losing close games to Atlantic 10 Tournament-bound Richmond and Rhode Island.

SJU's top performer by far was sophomore outfielder Ben Wendle. Wendle spent most of the season leading all everyday players in batting average before settling in at .324, third amongst the regulars. He led the team in hits (58), runs scored (31), doubles (17), home runs (seven), RBIs (39), and slugging percentage (.536). He was also one of three Hawks to have 16 multi-hit games, and led the squad with eight multi-RBI games. His 17 doubles tied him for sixth on the program's all-time single-season list. Wendle also had two five-RBI games on the season, both coming in key Atlantic 10 matchups. For his efforts, he was named the Philadelphia Big 5 Baseball Player of the Week twice during the season, and received All-Atlantic 10 Second Team accolades. Wendle also received the team's Leahy Award for loyalty and dedication, as well as its Hitter of the Year and Most Valuable Player honors.

Junior outfielder Jeremy Jakubowski closed the season on a tear to finish with a .331 average and lead the Hawk starters. He hit safely in nine of his final 10 games, including an eight-game hitting streak, and was 19-for-38 (.500) during that span. He also notched his 100th career hit in a game at Penn. Jakubowski tied for the team lead in triples (two), and was second behind Wendle in runs scored (26), hits (52), and RBIs (23). He also led the Hawks with 14 stolen bases in 17 attempts.

The team's most outstanding rookie hitter was infielder David Valesente. His .326 average was second among the club's freshmen behind catcher Drew Smith's .363. Valesente led all rookies with 41 games and 36 starts. He placed third behind Wendle and Jakubowski with 47 hits and 18 RBIs. He also ranked sixth in runs scored (18). Smith was also productive, seeing increased playing time in the latter part of the season. He was second on the team in doubles (eight) and hit one home run.

On the mound, SJU relied on another rookie, freshman lefthander Randy Mower, to lead the way. Mower led the Hawk pitching staff in starts (15), wins (three), innings pitched (64.1), and strikeouts (42). His eight-inning, seven-strikeout performance against Dayton was the longest outing of the season by an SJU pitcher, and he spent most of the season at the top of the Hawk staff in ERA. Mower was chosen as Saint Joseph's Pitcher of the Year for his work. Fellow freshmen Mark Dolaghan, Pat Monaghan, and



Sophomore outfielder Ben Wendle led SJU in just about every offensive category, including hits, runs scored, home runs, doubles, and RBIs. For his efforts, Wendle was named to the Atlantic 10 All-Conference Second Team.

Adam Rivera combined to make 20 starts and throw 134.2 innings, getting stronger and more effective as the season went on.

Familiar faces such as senior Jeff Williams and junior Mark Imbo led the team in appearances. Imbo pitched in 20 games, amassing a 2-4 record. Williams appeared in 17 games, making 10 starts, and finished his Hawk Hill career with 72 appearances, one shy of tying the program's all-time record. Williams led the squad in ERA and was fourth in batting average against. Junior Andrew Powers and sophomore Chris Prescott tied for the team lead with two saves apiece.

2007 was an up-and-down season for Saint Joseph's baseball. Despite that fact, the team's never-say-die attitude came through in a number of late-season games. The nucleus that the coaching staff has built is a strong one, and the Hawks can look forward to steady development and increased success in the near future.



Freshman lefthander Randy Mower was the team's Pitcher of the Year in 2007. He led the squad in starts, wins, innings pitched, and strikeouts.

TEAM AWARDS

MOST VALUABLE PLAYER: Ben Wendle
SCHOLAR-ATHLETE AWARD: Kevin Walsh
VASQUEZ AWARD: Kevin Walsh
LEAHY AWARD: Ben Wendle
PITCHER OF THE YEAR: Randy Mower
HITTER OF THE YEAR: Ben Wendle
ROOKIE OF THE YEAR: David Valesente
DEFENSIVE PLAYER OF THE YEAR: Mike Gentile
MOST IMPROVED: Drew Smith
COACHES AWARD: Matt Barnathan
CAPTAIN'S AWARD: Matt Godusky

OTHER AWARDS

Atlantic 10 All-Conference - 2nd Team: Ben Wendle
Atlantic 10 All-Rookie Team: Drew Smith, David Valesente
All-Philadelphia Big 5 Team: Jeremy Jakubowski, David Valesente
Philadelphia Big 5 Baseball All-Academic Team: Mike Gentile
Atlantic 10 Rookie of the Week: Mark Dolaghan (2/12), David Valesente (5/7)
Philadelphia Big 5 Baseball Player of the Week: Mike Gentile (3/26), Ben Wendle (4/17, 5/14), Matt Godusky (5/1)
Philadelphia Big 5 Baseball Pitcher of the Week: Pat Monaghan (5/14)



2007 STATISTICS

SAINT JOSEPH'S UNIVERSITY FINAL 2007 BASEBALL STATISTICS (OVERALL: 10-39 / A-10: 6-21)

(BATTING - ALL GAMES - SORTED BY BATTING AVG)

Player	AVG	GP-GS	AB	R	H	2B	3B	HR	RBI	TB	SLG%	BB	HBP	SO	GDP	OB%	SF/SH	SB-ATT	PO	A	E	FLD%
Drew Smith	.363	32-22	91	11	33	8	1	1	13	46	.505	9	2	22	0	.431	0/0	0-0	67	12	4	.952
Jeremy Jakubowski	.331	44-42	157	26	52	1	2	0	23	57	.363	14	6	20	3	.402	2/2	14-17	79	7	4	.956
David Valesente	.326	41-36	144	18	47	4	0	0	18	51	.354	9	6	19	3	.388	1/0	5-7	49	5	9	.922
Ben Wendle	.324	46-45	179	31	58	17	0	7	39	96	.536	13	5	31	1	.386	0/0	1-2	61	7	5	.932
Mike Gentile	.294	38-37	136	12	40	5	0	0	14	45	.331	9	4	21	1	.349	3/1	3-3	302	29	3	.991
Matt Barnathan	.281	22-14	57	7	16	3	0	0	6	19	.333	11	1	19	0	.400	1/0	1-1	19	1	0	1.000
Mike Blahusch	.257	35-30	109	17	28	3	0	0	10	31	.284	8	10	18	1	.359	1/2	11-13	62	70	2	.985
Ken Pustizzi	.254	24-23	71	4	18	2	0	0	8	20	.282	5	1	12	2	.308	1/3	0-0	128	18	3	.980
Adriano Petruzzi	.250	30-29	116	21	29	3	0	0	10	32	.276	9	0	20	3	.302	1/4	12-16	31	70	9	.918
Brian Hartzell	.250	7-2	12	3	3	1	0	0	0	4	.333	2	0	5	0	.357	0/0	0-0	18	1	0	1.000
Tim Smith	.247	33-28	93	19	23	4	0	0	4	27	.290	17	4	29	0	.383	1/1	9-11	73	2	2	.974
Dewey Oriente	.233	15-6	30	2	7	1	1	0	6	10	.333	2	0	15	0	.273	1/0	0-0	0	5	1	.833
Chris Hildreth	.231	21-14	52	6	12	2	0	0	4	14	.269	5	0	12	2	.293	1/3	3-5	12	30	4	.913
Matt Godusky	.223	35-30	112	22	25	7	0	3	13	41	.366	16	11	21	0	.371	1/1	5-6	14	2	0	1.000
Kevin Walsh	.222	18-11	45	8	10	0	2	0	7	14	.311	3	5	9	0	.340	0/0	0-0	108	2	0	1.000
Chris Cashman	.220	38-33	123	12	27	1	0	0	13	28	.228	8	2	20	3	.276	1/1	5-6	64	127	10	.950
Mike Boyland	.219	13-7	32	3	7	1	1	0	7	19	.313	3	0	6	1	.286	0/0	0-0	4	20	4	.857
Jerome Scott	.218	30-13	55	8	12	1	0	0	3	13	.236	7	0	11	1	.302	1/1	2-4	32	1	0	1.000
Phil Pursino	.209	20-13	43	7	9	1	0	0	5	10	.233	7	0	8	2	.314	1/2	1-1	95	12	3	.973
Michael Gers	.045	10-4	22	2	1	1	0	0	1	2	.091	0	0	11	0	.045	0/0	0-0	1	16	4	.810
Joe Cook	.000	2-2	4	0	0	0	0	0	0	0	.000	1	0	2	0	.200	0/0	0-1	2	5	0	1.000
Evan Spano	.000	3-0	2	0	0	0	0	0	0	0	.000	0	0	2	0	.000	0/0	0-0	1	0	0	1.000
Matt Koerick	.000	1-0	1	0	0	0	0	0	0	0	.000	0	0	1	0	.000	0/0	0-0	0	0	0	.000
Totals	.271	49-49	1686	239	457	66	7	11	204	570	.338	158	57	334	23	.350	17/21	72-93	1249	578	76	.960
Opponents	.229	49-49	1724	383	567	124	20	26	345	809	.469	218	54	289	14	.416	20/39	83-106	1309	528	79	.959

LOB - Team (392), Opp (427). DPs turned - Team (39), Opp (53). CI - Team (4), D Smith 2, Pustizzi 1, Pursino 1, Opp (1). IBB - Team (3), Wendle 1, D Smith 1, Pustizzi 1, Opp (4). Picked off - Barnathan 2, Blahusch 2, Jakubowski 1, Petruzzi 1.

(PITCHING - ALL GAMES - SORTED BY EARNED RUN AVG)

Player	ERA	W-L	APP-GS	CG	SHO/CB	SV	IP	H	R	ER	BB	SO	2B	3B	HR	AB	B/Avg	WP	HBP/BK	SFA-SHA
Jeff Williams	5.91	1-6	17-10	0	0/0	0	53.1	63	42	35	27	24	15	4	3	218	.289	5	12/0	0-3
Randy Mower	6.02	3-6	16-15	0	0/0	0	64.1	85	51	43	27	42	13	5	2	262	.324	5	3/0	4-11
Matt Barnathan	6.14	0-0	5-0	0	0/0	0	7.1	9	5	6	3	3	0	0	0	30	.300	2	0/1	2-0
Quentin Farr	6.48	0-0	7-0	0	0/0	0	8.1	9	7	6	8	6	1	1	0	31	.290	0	0/0	0-1
Andrew Powers	6.75	1-1	16-0	0	0/0	2	22.2	21	19	17	19	21	5	1	1	85	.247	2	6/2	1-1
Adam Rivera	7.07	1-5	14-5	0	0/0	0	42.0	55	36	33	7	27	14	0	4	171	.322	9	10/4	2-2
Mark Dolaghan	7.13	0-4	15-7	0	0/0	0	53.0	78	47	42	21	30	16	1	5	215	.363	1	8/2	3-10
Mark Imbo	7.17	2-4	20-1	0	0/0	0	37.2	45	32	30	24	25	8	3	1	146	.308	3	3/2	2-3
Chris Prescott	7.20	0-3	13-2	0	0/0	2	25.0	28	22	20	17	27	2	2	3	101	.277	5	3/1	0-3
Pat Monaghan	7.71	1-5	14-8	0	0/0	0	39.2	59	39	34	24	32	18	2	2	170	.347	1	3/1	1-2
Justin Trudell	8.54	1-3	13-1	0	0/0	0	26.1	40	31	25	16	22	10	0	0	115	.348	6	3/1	1-1
Chris Hildreth	9.00	0-0	2-0	0	0/0	0	3.0	4	5	3	2	4	1	1	0	14	.286	0	1/0	0-0
Don Werner	10.52	0-2	14-0	0	0/0	0	25.2	49	31	30	15	19	14	0	3	120	.408	2	2/0	4-2
Doug DiSandro	13.50	0-0	5-0	0	0/0	0	3.1	9	6	5	3	4	0	0	0	18	.500	3	0/0	0-0
Mike Boyland	17.36	0-0	5-0	0	0/0	0	4.2	13	10	9	2	3	4	0	2	28	.464	0	0/0	0-0
Totals	7.29	10-39	49-49	4	0/0	4	416.1	567	383	337	218	289	124	20	26	1724	.329	44	54/14	20-39
Opponents	3.69	39-10	49-49	4	5/3	16	436.1	457	239	179	158	334	66	7	11	1686	.271	33	57/5	17-21

PB - Team (17), Pustizzi 8, D Smith 5, Pursino 4, Opp (7). Pickoffs - Team (1), Rivera 1, Opp (5). SBA/ATT - Pustizzi (26-37), Pursino (30-34), D Smith (27-33), Mower (13-17), Imbo (11-13), Williams (8-12), Dolaghan (10-12), Prescott (8-10), Trudell (7-8), Monaghan (5-8), Powers (6-7), Rivera (4-6), Werner (5-5), Farr (2-4), Barnathan (2-2), DiSandro (2-2).

2007 BASEBALL GAME-BY-GAME RESULTS: Record: 10-39 Home: 3-13 Away: 5-22 Neutral: 2-4

Date	Opponent	Result	R	H	E	/	R	H	E	IN	Overall	A-10	Pitcher of Record	ATT	TIME
Feb 09, 2007	at Norfolk State	1-3 L	1	5	0	/	3	6	2	9	0-1	0-0	Williams (L, 0-1)	71	2:13
Feb 10, 2007	at Norfolk State	3-4 L	3	8	3	/	4	8	0	9	0-2	0-0	Imbo (L, 0-1)	87	2:46
Feb 11, 2007	at Norfolk State	3-4 L	3	6	1	/	4	8	0	9	0-3	0-0	Trudell (L, 0-1)	93	2:27
Feb 17, 2007	at Elon	1-11 L	1	4	2	/	11	18	0	9	0-4	0-0	Imbo (L, 0-2)	--	2:32
Feb 17, 2007	at Elon	3-10 L	3	9	1	/	10	15	1	9	0-5	0-0	Mower (L, 0-1)	157	2:50
Feb 18, 2007	at Elon	5-8 L	5	13	3	/	8	11	2	9	0-6	0-0	Prescott (L, 0-1)	124	2:44
Feb 24, 2007	at Georgetown	2-10 L	2	6	1	/	10	8	2	7	0-7	0-0	Williams (L, 0-2)	--	1:58
Feb 24, 2007	at Georgetown	8-9 L	8	12	1	/	9	11	3	9	0-8	0-0	Dolaghan (L, 0-1)	64	2:42
Mar 04, 2007	vs Michigan State	1-22 L	1	4	3	/	22	19	0	9	0-9	0-0	Prescott (L, 0-2)	100	3:01
Mar 05, 2007	vs Sacred Heart	3-6 L	3	5	0	/	6	9	4	9	0-10	0-0	Monaghan (L, 0-1)	50	2:30
Mar 06, 2007	vs Lehigh	8-2 W	8	12	4	/	2	6	5	9	1-10	0-0	Mower (W, 1-1)	100	2:40
Mar 07, 2007	vs Pittsburgh	0-6 L	0	5	5	/	6	13	0	9	1-11	0-0	Dolaghan (L, 0-2)	--	--
Mar 08, 2007	vs Pittsburgh	6-13 L	6	9	3	/	13	11	1	9	1-12	0-0	Trudell (L, 0-2)	--	--
Mar 09, 2007	vs Sacred Heart	16-7 W	16	17	4	/	7	6	4	9	2-12	0-0	Rivera (W, 1-0)	--	--
Mar 21, 2007	at Delaware	8-9 L	8	12	0	/	9	12	2	9	2-13	0-0	Prescott (L, 0-3)	175	2:52
Mar 24, 2007	at St. Bonaventure	3-6 L	3	10	1	/	6	9	0	9	2-14	0-1	Rivera (L, 1-1)	--	2:25
Mar 24, 2007	at St. Bonaventure	12-4 W	12	12	2	/	4	9	3	9	3-14	1-1	Mower (W, 2-1)	200	3:00
Mar 25, 2007	at St. Bonaventure	7-12 L	7	14	0	/	12	15	1	9	3-15	1-2	Monaghan (L, 0-2)	500	2:54
Mar 27, 2007	at Penn	5-11 L	5	10	1	/	11								

ATLANTIC 10 CONFERENCE



On March 2, 1975, the idea of what is now the Atlantic 10 Conference was conceived. What started as an eight-school, men's basketball-only affiliation has grown into a 14-university, 21-sport league that is universally hailed as one of the best conferences in the country.

That growth and prominence is a direct result of the ideals and commitments of the member institutions of the Atlantic 10 - the University of Dayton, Duquesne University, Fordham University, The George Washington University, La Salle University, University of Massachusetts, University of North Carolina at Charlotte, University of Rhode Island, University of Richmond, St. Bonaventure University, Saint Joseph's University, Saint Louis University, Temple University, and Xavier University.

The presidents and chancellors of Atlantic 10 institutions have made a strong commitment to making the academic and athletics equation work. Over the years, the league membership has strived to better recognize the academic accomplishments of its student-athletes. In doing so, the Atlantic 10, under the leadership of commissioner Linda Bruno, instituted the Commissioner's Honor Roll, which cites every Atlantic 10 student-athlete with a 3.5 grade point average or better. 1,170 student-athletes were named to the Fall 2006 Honor Roll and 1,119 were named to the Spring 2007 Honor Roll.

The league sponsors Academic All-Conference teams in each of its sports and honors one student-athlete per sport as the A-10 Student-Athlete of the Year. In 2006-

07, over 170 student-athletes earned Academic All-Conference recognition. Also, the Atlantic 10 provides postgraduate scholarship grants to qualified student-athletes.

Five A-10 schools were among the 51 cited for having five or more athletics programs recognized by the NCAA for their latest Academic Progress Rate scores. Fordham led the Atlantic 10 in the number of high-performing squads with nine teams receiving awards. Only the Ivy League (eight) and Patriot League (six) had more than the A-10's five, which was matched by the Atlantic Coast Conference.

Charlotte cross country and track & field standout Jane Daniels was chosen as a 2006-07 NCAA Div. I Coca-Cola Community All-American. The national honor includes a \$5,000 donation in her name to the charity of her choice. Daniels chose to split her donation among Girls on the Run International, the Charlotte University City YMCA and the Oostburg (Wis.) Community Education Foundation.

The Atlantic 10 Conference, with a total population of nearly 73 million people within its geographic footprint of eight states and the District of Columbia, will crown champions in 21 sports this season: baseball, men's and women's basketball, men's and women's cross country, field hockey, men's golf, women's lacrosse, men's and women's indoor and outdoor track & field, women's rowing, men's and women's soccer, softball, men's and women's swimming & diving, men's and women's tennis, and women's volleyball.



Ali Wean became the first Hawk to earn Atlantic 10 Offensive Player of the Year honors, as All-Conference First Team member led the A-10 in goals (14) and points (33).



Rebecca Cunfer, the 2004 Atlantic 10 Field Hockey Rookie of the Year, was named Student-Athlete of the Year in 2006.

Atlantic 10 Conference Staff Directory

Atlantic 10 Conference
230 South Broad Street
Suite 1700
Philadelphia, PA 19102
(215) 545-6678
Fax: (215) 545-3342
www.atlantic10.org

Commissioner
Linda Bruno

Associate Commissioner/Compliance
Jackie Campbell

Associate Commissioner/Public Relations
Ray Cella

Associate Commissioner/Finance
Duane Bailey

Assistant Commissioner/Championships
Celene McGowan

Assistant Director of Championships
Brad Jones

Director of Communications
Steve Haug

Associate Director of Communications
AnnMarie Person

Assistant Director of Compliance
Kelly Webb

Assistant to the Commissioner
Kim Lyko

Finance Assistant
Sudha Suryadevara



ATLANTIC 10 STATISTICS

FINAL 2007 ATLANTIC 10 STANDINGS

	Atlantic 10				Overall			
	W	L	T	PCT	W	L	T	PCT
1. Charlotte	23	4	0	.852	49	12	0	.803
2. Fordham	19	8	0	.704	35	22	0	.614
3. Richmond	18	9	0	.667	32	28	0	.533
4. Xavier	17	10	0	.630	29	31	0	.483
5. Rhode Island	16	11	0	.593	23	30	0	.434
6. St. Bonaventure	14	12	0	.538	25	27	0	.481
7. George Washington	14	13	0	.519	23	31	1	.427
8. Massachusetts	13	14	0	.481	22	25	0	.468
9. Saint Louis	12	14	0	.462	16	37	0	.302
10. Duquesne	10	17	0	.370	22	29	0	.431
11. Dayton	9	18	0	.333	21	33	0	.389
Temple	9	18	0	.333	18	37	0	.327
13. La Salle	8	19	0	.296	17	32	0	.347
14. Saint Joseph's	6	21	0	.222	10	39	0	.204

2008 ATLANTIC 10 COMPOSITE SCHEDULE

March 21-22	April 11-13	May 2-4
Saint Joseph's @ G. Washington	La Salle @ Duquesne	Dayton @ Massachusetts
St. Bonaventure @ Fordham	Saint Joseph's @ Dayton	Saint Louis @ Richmond
La Salle @ Richmond	UMass @ St. Bonaventure	Xavier @ Duquesne
Massachusetts @ Duquesne	Saint Louis @ Richmond	La Salle @ St. Bonaventure
Temple @ Rhode Island	Duquesne @ Temple	Temple @ G. Washington
Saint Louis @ Charlotte	Xavier @ Charlotte	Saint Joseph's @ Rhode Island
Xavier @ Dayton	Richmond @ Temple	Charlotte @ Fordham
March 28-30	April 18-20	May 9-11
Charlotte @ La Salle	Charlotte @ Massachusetts	G. Washington @ La Salle
Temple @ Saint Joseph's	Dayton @ G. Washington	Richmond @ Charlotte
Duquesne @ St. Bonaventure	Fordham @ La Salle	Dayton @ Temple
G. Washington @ Richmond	Rhode Island @ Richmond	UMass @ Rhode Island
Rhode Island @ Dayton	Saint Louis @ St. Bonaventure	Saint Louis @ Duquesne
Xavier @ Massachusetts	Xavier @ Saint Joseph's	St. Bonaventure @ Saint Joseph's
Fordham @ Saint Louis	Duquesne @ Temple	Xavier @ Fordham
April 4-6	April 25-27	May 15-17
Charlotte @ Temple	Saint Bonaventure @ Xavier	Duquesne @ Dayton
Fordham @ Saint Joseph's	Fordham @ Temple	Fordham @ Massachusetts
Dayton @ St. Bonaventure	UMass @ Saint Joseph's	Temple @ Saint Louis
Duquesne @ Rhode Island	Rhode Island @ La Salle	G. Washington @ Xavier
Richmond @ Xavier	Richmond @ Dayton	Saint Joseph's @ LaSalle
La Salle @ Saint Louis	Duquesne @ Charlotte	St. Bonaventure @ Richmond
UMass @ G. Washington	G. Washington @ Saint Louis	Rhode Island @ Charlotte

POSTSEASON AWARDS

Player of the Year: Brian Pellegrini, St. Bonaventure
Pitcher of the Year: Adam Mills, Charlotte
Rookie of the Year: Matt Zielinski, Richmond
Coach of the Year: Loren Hibbs, Charlotte

2007 ATLANTIC 10 STATISTICS

BATTING		PITCHING		TEAM	
Batting Average		Earned Run Average		Batting Average	
K. Rocheille, CHA	.404	A. Mills, CHA	1.01	Charlotte	.321
B. McElroy, CHA	.401	C. Muschko, LAS	2.95	Temple	.302
B. Pellegrini, SBU	.391	D. Burge, LAS	3.00	St. Bonaventure	.293
J. Rickards, LAS	.385	S. Steedley, CHA	3.05	Richmond	.286
M. Parker, GW	.373	D. Sever, SLU	3.18	Duquesne	.283
R. Weber, TU	.368	M. Eilenberg, UM	3.25	Fordham	.281
E. Reese, FOR	.362	E. Rohr, SLU	3.25	George Washington	.281
S. Barksdale, TU	.359	M. Zielinski, UR	3.30	Dayton	.280
A. Wotring, UR	.356	R. Bird, SLU	3.33	Xavier	.273
S. Orzechowski, TU	.349	Z. Rosenbaum, CHA	3.33	Rhode Island	.273
Runs Scored		Innings Pitched		Saint Joseph's	
B. McElroy, CHA	.65	A. Mills, CHA	142.2	La Salle	.269
K. Rochelle, CHA	.64	S. Steedley, CHA	112.0	Massachusetts	.259
M. Parker, GW	.59	C. Vincent, SBU	105.2	Saint Louis	.252
E. Reese, FOR	.58	C. Riordan, FOR	100.1	Earned Run Average	
B. Pellegrini, SBU	.57	C. Rubio, UD	99.2	Charlotte	2.64
Runs Batted In		Strikeouts		Fordham	4.52
B. McElroy, CHA	.68	A. Mills, CHA	141	Saint Louis	4.78
C. Taylor, CHA	.65	C. Riordan, FOR	100	La Salle	4.83
J. Mahoney, UR	.62	A. Hale, UR	93	Massachusetts	5.05
M. Parker, GW	.60	S. Steedley, CHA	92	Xavier	5.08
S. Barksdale, TU	.59	S. Swinson, GW	76	Rhode Island	5.10
B. Pellegrini, SBU	.59	Wins		Dayton	5.19
Doubles		A. Mills, CHA	14	St. Bonaventure	5.82
B. McElroy, CHA	.26	Z. Rosenbaum, CHA	9	Duquesne	5.84
C. Taylor, CHA	.25	J. Martinez, FOR	9	Richmond	6.08
B. Pellegrini, SBU	.24	A. Hale, UR	8	George Washington	6.57
M. Parker, GW	.22	S. Steedley, CHA	8	Temple	7.68
S. Orzechowski, TU	.20	T. Davis, FOR	8	Scoring (Runs per Game)	
Home Runs		Saves		Charlotte	7.49
B. Pellegrini, SBU	.17	B. Alas, UR	14	Duquesne	6.73
J. Mahoney, UR	.17	G. Breslin, LAS	9	St. Bonaventure	6.56
C. Krueger, GW	.13	Z. Richard, XU	7	Fordham	6.42
B. McElroy, CHA	.11	J. Sammut, FOR	6	Richmond	6.28
M. Parker, GW	.10	T. Boyce, URI	6	Temple	6.22
Stolen Bases		Appearances		George Washington	5.73
M. Shupin, GW	.33	B. Alas, UR	36	Dayton	5.57
E. Morrison, DUQ	.20	K. Meyer, DUQ	27	Rhode Island	5.40
B. Marshall, UR	.19	K. Monahan, TU	26	Xavier	5.18
C. Lane, CHA	.19	M. Blackburn, TU	26	Massachusetts	5.00
J. Wolf, XU	.18	J. Sammut, FOR	25	Saint Joseph's	4.88
R. Goulian, FOR	.18	B. Lucas, GW	25	La Salle	4.39
		G. Breslin, LAS	25	Saint Louis	3.74
				Fielding Percentage	
				Xavier	.972
				Richmond	.969
				Massachusetts	.968
				Charlotte	.966
				Fordham	.965
				Saint Joseph's	.960
				Dayton	.960
				La Salle	.960
				Rhode Island	.960
				Duquesne	.957
				Saint Louis	.954
				St. Bonaventure	.953
				George Washington	.949
				Temple	.949



2007 A-10 ALL-CONFERENCE FIRST TEAM

Player	School	Pos.	Cl.
Brian Pellegrini	St. Bonaventure	1B	Sr.
Eric Reese	Fordham	2B	Jr.
Michael Parker	George Washington	SS	Sr.
Aaron Bray	Charlotte	3B	So.
Sean Barksdale	Temple	OF	So.
Charlie Krueger	George Washington	OF	Jr.
Brad McElroy	Charlotte	OF	Jr.
Kris Rochelle	Charlotte	C	Sr.
Eric Larson	Rhode Island	DH	Sr.
Adam Mills	Charlotte	SP	Sr.
Spencer Steedley	Charlotte	SP	Sr.
Gerard Breslin	La Salle	RP	Sr.

2007 A-10 ALL-CONFERENCE SECOND TEAM

Player	School	Pos.	Cl.
Joe Mahoney	Richmond	1B	Jr.
Cory Lane	Charlotte	2B	Sr.
Ryan Weber	Temple	SS	Jr.
Jordan Lert	Fordham	3B	Sr.
Joe Rizzo	St. Bonaventure	OF	Sr.
Ben Wendle	Saint Joseph's	OF	So.
Alex Wotring	Richmond	OF	Sr.
Jordan Wolf	Xavier	C	Sr.
Chris Taylor	Charlotte	DH	Jr.
Tom Davis	Fordham	SP	Jr.
Alex Hale	Richmond	SP	Jr.
Brian Alas	Richmond	RP	Jr.

PHILADELPHIA BIG 5 BASEBALL



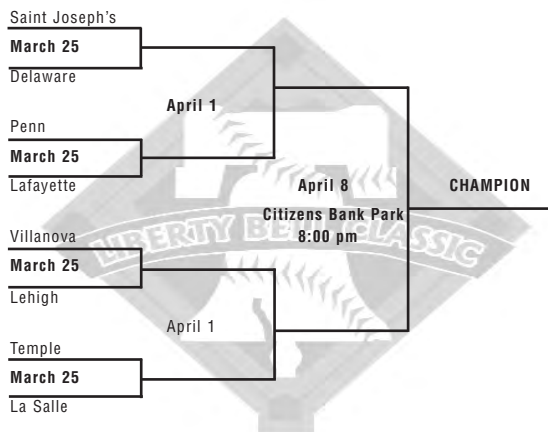
In February of 2006, the head coaches at the five Division I universities in the Philadelphia area that sponsor baseball – La Salle, Penn, Saint Joseph's, Temple, and Villanova – announced the formation of the Philadelphia Diamond Five. In 2007, the Diamond Five became known as "Philadelphia Big 5 Baseball."

Formed with the goal of increasing the exposure of college baseball in the area, Big 5 Baseball honors a Player and Pitcher of the Week throughout the year in addition to naming an All-Big 5 Baseball squad at the end of the season.

Jeremy Jakubowski and David Valesente were named to the All-Big 5 Baseball Team in 2007, while five Hawks received weekly honors. In addition, Mike Gentile was named to the Philadelphia Big 5 Baseball All-Academic Team.

2007 All-Philadelphia Big 5 Baseball Team		
Pos.	Player	School
C	Jim Gillin	Villanova
C	Rich Prall	La Salle
1B	Dan Terpak	Villanova
2B	John Rickards	La Salle
SS	Derek Shunk	Villanova
SS	Ryan Weber	Temple
3B	Mike Kelch	Temple
OF	Sean Barksdale	Temple
OF	Jeremy Jakubowski	Saint Joseph's
OF	John Malloy	La Salle
OF	Stan Orzechowski	Temple
DH	David Valesente	Saint Joseph's
SP	Tom Dolan	Temple
SP	Mike Loree	Villanova
SP	Todd Roth	Penn
RP	Gerard Breslin	La Salle

LIBERTY BELL CLASSIC



The 16th annual Liberty Bell College Classic, featuring Saint Joseph's and seven other area Division I schools, will take place this spring with the title game played at Citizens Bank Park, home of the National League's Philadelphia Phillies. A single elimination event, the tournament gets underway with the quarterfinal round at home sites.

Hawks in the Liberty Bell Classic

Date	Opponent	Score	Date	Opponent	Score	Date	Opponent	Score
4/01/92	Pennsylvania	3-15 L	4/01/98	La Salle	13-8 W	4/03/02	Delaware	3-10 L
4/06/93	Drexel	1-6 L	4/14/98	Villanova	4-16 L	3/27/03	Drexel	5-2 W
3/29/94	Villanova	6-5 W	3/31/99	Delaware	10-9 W	4/01/03	Delaware	7-1 W
4/05/94	Drexel	5-13 L	4/06/99	Lehigh	9-5 W	4/02/03	Temple*	3-5 L
4/04/95	La Salle	14-13 W	4/08/99	Villanova*	13-14 L	3/30/04	LEHIGH	3-5 L
4/06/95	Delaware	1-5 L	3/29/00	La Salle	20-6 W	3/22/05	VILLANOVA	6-14 L
4/11/96	Villanova	11-7 W	4/04/00	Delaware	8-9 L	3/28/06	at Lafayette	0-3 L
4/17/96	Delaware	8-10 L	4/17/01	Villanova	4-5 L	3/27/07	at Penn	5-11 L
4/03/97	Temple	4-12 L	3/27/02	Pennsylvania	13-6 W			

* Liberty Bell Championship Game

OPPONENT DIRECTORY

School	Date(s)	Head Coach	SID	E-Mail	Office Phone	Website
Dayton	April 11-13	Tony Vittorio	Bill Thomas	william.thomas@notes.udayton.edu	(937) 229-4419	www.daytonflyers.com
Delaware	March 25	Jim Sherman	Kenny Kline	kkline@udel.edu	(302) 831-8715	www.udel.edu/sportsinfo
Fordham	April 4-6	Nick Restaino	Scott Kwiatkowski	skwiatkowski@fordham.edu	(718) 817-4219	www.fordhamsports.com
George Washington	March 21-22	Steve Mrowka	Ryan Hudson	ryhudson@gwu.edu	(202) 994-0339	www.gwsports.com
Georgetown	March 1/2/4	Pete Wilk	Drew Wiseman	caw67@georgetown.edu	(202) 687-6591	www.guhoyas.com
Holy Cross	March 4/6	Greg DiGenzo	Michelle Bradley	mbradley@holycross.edu	(508) 793-2583	www.goholycross.com
La Salle	May 15-17	Mike Lake	Marc Mullen	mmullen@lasalle.edu	(215) 951-1633	www.goexplorers.com
Long Island	March 15	Don Maines	Shawn Sweeney	shawn.sweeney@liu.edu	(718) 488-1307	www.liuathletics.com
Md.-Eastern Shore	March 16	Will Gardner	G. Stan Bradley	gsbradley@umes.edu	(410) 651-6499	www.umeshawks.com
Massachusetts	April 25-27	Mike Stone	Dave Gunn	dgunn@admin.umass.edu	(413) 545-2439	www.umassathletics.com
Penn	April 2	John Cole	Chas Dorman	dorman@pobox.upenn.edu	(215) 898-6128	www.pennathletics.com
Rhode Island	May 2-4	Jim Foster	Jodi Pontbriand	jpontbriand@mail.uri.edu	(401) 874-5356	www.gorhody.com
Rider	Mar. 26/May 6	Barry Davis	Bud Focht	focht@rider.edu	(609) 896-5138	www.gobroncs.com
Rollins College	March 5/7	Jon Sjogren	Matt Rowley	wrowley@rollins.edu	(407) 646-2663	www.rollinssports.com
St. Bonaventure	May 9-11	Larry Sudbrook	Pat Pierson	ppierson@sbu.edu	(716) 375-2575	www.gobonnies.com
Saint Peter's	March 14	Derek England	Pat Coleman	pcoleman@spc.edu	(201) 761-7315	www.spc.edu/pages/408.asp
Seton Hall	March 11	Rob Sheppard	Joe Montefusco	montefjo@shu.edu	(973) 761-9493	www.shupirates.com
Temple	March 28-30	Rob Valli	Kevin Bonner	kbonner@temple.edu	(215) 204-9149	www.owlsports.com
Villanova	Mar. 18/Apr. 23	Joe Godri	David Berman	david.berman@villanova.edu	(610) 519-4122	www.villanova.com
William and Mary	Feb. 22-24	Frank Leoni	Rob Turner	rrturn@wm.edu	(757) 221-3370	www.tribeathletics.com
Xavier	April 18-20	Scott Googins	Pat McKenna	mckennap@xavier.edu	(513) 745-2058	www.goxavier.com



SJU BASEBALL HALL OF FAME



Steve Alemi '77
Shortstop
Class of 2004



John Barth '70
Pitcher
Class of 1999




Harry Booth '62
Outfield/Coach
Class of 1997



Jerry Benetatos '69
Infield
Class of 2002



Rick Bickhardt '89
Pitcher
Class of 2004



Al Brancato
Coach
Class of 1998



John Butz '66
Pitcher
Class of 1999



Joe Capriotti '90
Pitcher/Outfield
Class of 2001



Jim Clouser '70
Outfield
Class of 2001



Jerry Connors '65
Outfield
Class of 2004



Bill DeAngelis '68
Shortstop
Class of 2003




John DeMonte '79
Outfield
Class of 1998



Ed Dempsey '83
Catcher
Class of 2005



Dennis Fabian '68
Outfield
Class of 2004



Scott Gilbert '88
Outfield
Class of 2002



Gerry Hunsicker '72
Pitcher
Class of 1998



Kevin Kirkby '01
Pitcher/Infield
Class of 2006



Dom Lamberto '82
Pitcher/3B
Class of 2001



Dave Landers '71
Outfield
Class of 1997




Chris Loschiavo '85
Second Base/Coach
Class of 1999



Chuck Malloy '94
Pitcher
Class of 2004



Tom McHugh '54
Pitcher
Class of 2004



Mike Migliarese '90
Outfield
Class of 2000



Jim Moran '86
Catcher
Class of 2000




Jamie Moyer '85
Pitcher
Class of 1997



Ron Obermeier '93
Outfield
Class of 2003




Bob Polletti '49
Catcher
Class of 2002



Kevin Quirk '81
Pitcher
Class of 2005



John Smithson '68
Pitcher
Class of 2005



Dave Thornton '79
Pitcher
Class of 2002



Tom Wynne '63
Pitcher/Outfield
Class of 1999



Pep Young
Coach
Class of 2000



Kevin Kirkby '01 was inducted into the Saint Joseph's Baseball Hall of Fame in 2006. He is in the career top 10 for most major offensive categories.



Harry Booth is a member of both the SJU Baseball and SJU Athletics Halls of Fame. He played for and coached both the baseball and men's basketball teams at Saint Joseph's.

The Hawk Will Never Die!

SJU'S DIAMOND SPORT



Baseball is the oldest sport at Saint Joseph's, as the first account of any athletic contest by the institution against an outside opponent is of an 1894 game against Roman Catholic High. That game, played in Philadelphia's Fairmount Park, ended in a 25-25 tie.

When official varsity sports were begun at the college in the 1909-10 academic year, baseball was joined by basketball and football as the first offerings. The athletes from that year were the first to be awarded varsity letters at the school.

Shortly thereafter, on April 10, 1912, came the most famous game of the early era of Saint Joseph's baseball. On that day, Saint Joseph's took on the defending world champion Philadelphia Athletics in an exhibition game at Shibe Park just prior to the opening of the A's regular season. Despite facing a star-studded lineup of professionals, including future Hall of Famer Eddie Collins, the collegians prevailed, 8-7.

The early years of Saint Joseph's baseball also produced the program's first-ever major leaguer. Frank (Fritz) Henrich, an outfielder for SJU from 1916-19, played one season with the Philadelphia Phillies in 1924.

The modern era of Hawk baseball began in 1946, when the sport was revived after a 15-year absence on Hawk Hill. Since then, the team has been coached by former big leaguers Pep Young and Al Brancato. Among the other legendary coaches to have led the team were Harry Booth, Marty "Peanuts" Pollock, Barry Kirsch, George Bennett, Chris Loschiavo and Jim Ertel. Hall of Fame basketball coach Jack Ramsay even served as head coach of the Hawk baseball team from 1956-58.

A pair of NCAA Tournament berths and Middle Atlantic Conference pennants in 1971 and 1974 serve as the pinnacle of the modern era. Since joining the Atlantic 10 Conference in 1983, the program has taken on a broadened scope, competing throughout the region and beyond. The team plays a full NCAA Division I schedule against many of the top teams in the country.

In the current era, SJU has produced numerous professional players, including its second major leaguer. Jamie Moyer, a 1984 graduate, currently pitches for the hometown Philadelphia Phillies. Another former Hawk, Gerry Hunsicker, serves as the Senior Vice President of Baseball Operations for the Tampa Bay Devil Rays. Numerous other Hawk alumni have gone on to college and high school coaching careers.



The 1912 Hawks defeated the World Champion Philadelphia A's in an exhibition game at Shibe Park.

RETIRED NUMBER: #10 JAMIE MOYER



Jamie Moyer's number 10 is the only number to be retired in the history of Saint Joseph's University baseball. It was retired in conjunction with the team's initial Hall of Fame induction ceremony at the Holiday Inn-City Line on November 15, 1997. Moyer (right), who pitched for the Hawks from 1982-84, is currently a starting pitcher for the Philadelphia Phillies.

HAWKS PICKED BY THE PROS

YEAR	PLAYER	POS.	RD.	TEAM
1924	Frank (Fritz) Henrich	OF	NA	Philadelphia Phillies
1924	Vince Mallon	1B	FA	Pittsburgh Pirates
1930	Paul Barrett	OF	FA	St. Louis Browns
1956	Jack Gallop	2B	FA	Under research
1965	Jack Cashman	RHP	14	Washington Senators
1967	Joe Grace	3B	24	Kansas City Athletics
1969	* Richard Kelly	2B	4	Philadelphia Phillies
1969	Jim Clouser	OF	43	New York Mets
1970	Dave Landers	OF	37	Chicago Cubs
1971	* Dave Landers	OF	8	Pittsburgh Pirates
1972	Joe Levins	SS	FA	Philadelphia Phillies
1973	Joe Neal	LHP	19	Pittsburgh Pirates
1973	Bill Miller	OF	FA	Pittsburgh Pirates
1977	Tim Brill	C	21	Cleveland Indians
1979	John DelMonte	OF	4	St. Louis Cardinals
1979	David Thornton	RHP	24	San Francisco Giants
1980	Kevin Quirk	RHP	26	New York Yankees
1984	Jamie Moyer	LHP	6	Chicago Cubs
1984	Chris Loschiavo	2B	FA	New York Yankees
1986	Jim Moran	C	19	Toronto Blue Jays

YEAR	PLAYER	POS.	RD.	TEAM
1989	Rick Bickhardt	RHP	45	Texas Rangers
1990	Joe Capriotti	OF	FA	Pittsburgh Pirates
1993	Jason Hamilton	1B	29	Detroit Tigers
1994	Chuck Malloy	RHP	16	Boston Red Sox
1998	Chris Heck	LHP	10	Florida Marlins
2000	Robbie Reed	C	FA	Boston Red Sox
2002	\$ Mike Minerva	RHP	FA	Berkshire Black Bears
2003	Mike Walls	3B	33	Houston Astros
2005	Ryan Stadanlick	RHP	10	Baltimore Orioles
2007	Jason Hessler	RHP	31	Cleveland Indians

FA-Free Agent signee

*-January draft

\$-Independent Team



DelMonte



Moyer



Stadanlick



Hessler



YEAR-BY-YEAR RESULTS

YEAR	OVERALL			Pct.	CONFERENCE			Place	Coach	Captain(s)
	W	L	T		W	L	T			
1910-23	under research				independent				under research	under research
1924	4	8	0	.333	independent				Joe Yates	Joe Gannon
1925	under research				independent				under research	under research
1926	1	4	0	.200	independent				Joe Gannon	under research
1927	under research				independent				Collins	Joe McDonnell
1928	3	3	0	.500	independent				John Castle	under research
1929	3	5	0	.375	Independent				Emid Thomas	under research
1930	4	8	0	.333	independent				Bill Ferguson	under research
1931-45	no team									
1946	1	7	0	.125	independent				Vince Mallon	under research
1947	5	10	0	.333	independent				Vince Mallon	Joe Fitzpatrick
1948	6	5	0	.545	independent				Pep Young	Bob Poletti
1949	11	7	0	.611	independent				Pep Young	Bob Poletti
1950	6	8	0	.429	independent				Pep Young	Bob Coogan, Tom Hannigan
1951	7	8	1	.468	independent				Pep Young	Jack McGlone
1952	5	7	0	.417	independent				Pep Young	Don Barr
1953	2	10	0	.167	independent				Pep Young	Joe Homyak
1954	5	11	0	.313	independent				Pep Young	Tom McHugh
1955	6	13	0	.316	independent				Pep Young	Jim Brennan, Jerry Didyoung
1956	6	12	0	.333	independent				Jack Ramsay	Jack Gallop
1957	7	11	0	.389	independent				Jack Ramsay	Nick Cantwell
1958	6	10	0	.375	3	8	0	6th	Jack Ramsay	under research
1959	2	16	0	.111	2	12	0	10th	Al Brancato	Jack Shields
1960	7	11	0	.389	7	6	0	5th	Al Brancato	under research
1961	10	10	0	.500	9	7	0	5th	Al Brancato	John Lyons
1962	7	11	1	.389	2	5	0	7th	Al Brancato	Harry Booth
1963	7	11	0	.389	1	8	0	9th	Al Brancato	Joe Tracey
1964	5	9	2	.375	2	5	1	8th	Al Brancato	Ed McAndrew
1965	12	4	1	.735	4	3	1	3rd	Harry Booth	Ed Walsh, Gerry Connors
1966	12	8	0	.600	2	5	0	7th	Harry Booth	John Glodek
1967	12	10	0	.545	5	6	0	6th	Harry Booth	Joe Grace, Tom Hinckle
1968	15	7	1	.674	6	5	0	6th	Harry Booth	Bill DeAngelis, Dennis Fabian
1969	11	11	1	.500	3	9	1	9th	Harry Booth	Jerry Benetatos
1970	15	6	0	.714	6	4	0	2nd	Harry Booth/Marty Pollock**	Jim Clouser
1971*	19	7	1	.722	8	4	0	1st	Harry Booth/Marty Pollock**	Norm Kraft, Dave Landers
1972	12	6	1	.658	6	3	0	2nd	Harry Booth	Gerry Hunsicker, Joe Levins
1973	15	6	0	.714	6	4	0	2nd	Harry Booth	Bill Miller
1974*	17	15	0	.531	9	3	0	1st	Harry Booth	Joe Spiecker
1975	14	10	0	.583	7	2	0	2nd	Barry Kirsch	Craig Eddinger
1976	17	8	0	.680	7	3	0	2nd	Barry Kirsch	Greg Levengood, Pat Nowlan
1977	19	13	1	.591	7	3	0	2nd	Barry Kirsch	Steve Alemi, Rich Horan, Randy Koch
1978	12	20	0	.375	4	6	0	4th	Barry Kirsch	Tony Mullen, Bill Stewart, Dave Thornton
1979	12	17	0	.414	8	2	0	2nd	Barry Kirsch	Dave Thornton
1980	14	14	0	.500	6	4	0	2nd	George Bennett	Ralph Dell'Arciprete, Chuck Ercole, Kevin Quirk
1981	15	16	2	.484	6	4	0	3rd	George Bennett	Ed Dempsey, Chuck Ercole
1982	20	6	1	.769	5	4	1	3rd	George Bennett	Ed Dempsey, Kevin Mullen
1983	19	12	0	.613	5	7	0	T-2nd	George Bennett	Ed Dempsey, Craig Kriebel
1984	14	19	0	.424	6	5	0	T-2nd	George Bennett	Jamie Moyer
1985	12	23	0	.343	2	10	0	5th	Mike Creciun	Tom Baschoff, Ed Berryman, Jim Moran
1986	6	27	1	.182	2	8	1	5th	Mike Creciun	Tim Koch, Jim Moran
1987	9	26	0	.257	2	14	0	5th	Chris Loschiavo	Bill Anderson, Keith Davis, Scott Gilbert
1988	16	23	1	.413	4	12	0	5th	Chris Loschiavo	Scott Gilbert
1989	14	26	0	.350	4	11	0	5th	Chris Loschiavo	Mark Higgins, Mike Migliarese
1990	19	26	1	.424	3	13	0	5th	Chris Loschiavo	Joe Capriotti, Mike Migliarese, Jay Wrabel
1991	23	24	0	.489	6	10	0	4th	Chris Loschiavo	Chris Carmolingo, Tom Verratti
1992	20	24	1	.456	6	10	0	3rd	Chris Loschiavo	Tom Verratti
1993	20	19	1	.513	10	10	0	T-4th	Chris Loschiavo	Marty Carey
1994	19	35	0	.352	8	15	0	7th	Chris Loschiavo	Matt Collins, Ray Fanning
1995	25	30	0	.455	12	12	0	5th	Chris Loschiavo	Mike Collins, Frank Fiorelli, Bill Weingartner
1996	19	32	1	.375	8	11	1	T-4th	Chris Loschiavo	Mike Collins
1997	14	35	1	.290	4	17	0	6th	Jim Ertel	Bill Black, Rich Pascucci
1998	21	26	1	.447	6	12	0	6th	Jim Ertel	Dan Hefton, Jack Marcellus
1999	21	33	1	.391	5	16	0	6th	Jim Ertel	Jamie Clancy, Mike De Vincentis, Mike Gondos
2000	20	33	0	.377	8	13	0	T-4th	Jim Ertel	Mike DeVincentis, Robbie Reed
2001	23	27	1	.461	10	12	0	T-6th	Jim Ertel	Jim Boylan, Mike DeVincentis, Kevin Kirkby
2002	16	36	1	.311	10	14	0	T-5th	Jim Ertel	Pace Bradshaw, Scott Fremont, Justin Godusky
2003	17	31	0	.354	10	14	0	T-4th	Jim Ertel	Scott Fremont, Mike Walls
2004	10	44	0	.185	4	20	0	6th	Jim Ertel	Al Braun, Bill McCollum
2005	14	38	0	.269	8	16	0	5th	Shawn Pender	Al Braun, Greg Mason
2006	17	39	0	.304	9	18	0	T-12th	Shawn Pender	Greg Mason
2007	10	39	0	.204	6	21	0	14th	Shawn Pender	Matt Godusky
Totals	807	1,106	24	.423	289	446	6	.394	83 Seasons	

* - qualified for NCAA Tournament

** - Harry Booth and Marty Pollock were co-head coaches in 1970 and 1971.

Conference Affiliations: 1958-74: Middle Atlantic Conference (58-60 Southern Div., 61-69 University Div., 70-74 University Div. East); 1975-82: East Coast Conference (East Section); 1983-present: Atlantic 10 Conference (83-92, 96-05 Eastern Div.)

The Hawk Will Never Die!

INDIVIDUAL RECORDS



HITTING

GAME:
 At-Bats 8, Matt Malek (vs. Delaware, 4/17/96)
 Runs Scored 5, three times (most recent, Kevin Kirkby vs. Long Island, 3/24/00)
 Base Hits 5, three times (most recent, Mike DeVincentis vs. Long Island, 3/24/00)
 Singles 4, many times (most recent, Pace Bradshaw vs. Villanova, 4/1/02)
 Doubles 3, many times (most recent, Pace Bradshaw vs. La Salle, 4/1/00)
 Triples 2, Harry Booth (vs. Albright, 4/14/61)
 and Rich Pascucci (vs. La Salle, 3/23/95)
 Home Runs 2, many times (most recent, Matt Godusky vs. Duquesne, 4/29/07)
 Runs Batted In 8, Bill Weingartner (vs. La Salle, 4/15/92)
 and Mike DeVincentis (vs. Rhode Island, 5/13/01)
 Bases on Balls 5, Bill Black (vs. Villanova, 4/19/96)
 Hit By Pitch 3, Mike DeLorenzo (vs. Delaware State, 2/20/02)
 Strikeouts 4, many times
 Sacrifice Flies 2, many times (most recent Bill McCollum vs. La Salle, 3/23/03)
 Stolen Bases 4, Mike Sposato (vs. Penn., 3/24/98)

SEASON:

Games Played 55, by four players (1995); three players (1999)
 Games Started 55, by four players (1995); Kevin Kirkby (1999)
 At-Bats 217, Danny Lauer (1995)
 Runs Scored 58, Kevin Kirkby (2000)
 Base Hits 84, Kevin Kirkby (2000)
 Doubles 24, Kevin Kirkby (2000)
 Triples 7, Bill DeAngelis (1968) and Eric Wyatt (1999)
 Home Runs 12, John DelMonte (1978)
 Runs Batted In 56, Jason Hamilton (1991)
 Batting Average477, Steve Yentsch (1977)
 Bases on Balls 44, Ron Obermeier (1991)
 Hit By Pitch 12, Mike DeLorenzo (2002) and Tim Smith (2006)
 Stolen Bases 26, Eric Wyatt (1999)

CAREER:

Games Played 206, Kevin Kirkby (1998-01) and Mike DeVincentis (1997-01)
 Games Started 205, Kevin Kirkby (1998-01)
 Consecutive Games Started 175, Justin Godusky (1999-02)
 At-Bats 756, Mike DeVincentis (1997-01)
 Runs Scored 163, Kevin Kirkby (1998-01)
 Base Hits 263, Kevin Kirkby (1998-01)
 Doubles 55, Mike DeVincentis (1997-01)
 Triples 15, Eric Wyatt (1998-01)
 Home Runs 25, Jason Hamilton (1991-93)
 Runs Batted In 176, Bill Weingartner (1992-95)
 Batting Average393, Dave Landers (1969-71)
 Bases on Balls 122, Mike Sharkey (1993-96)
 Hit By Pitch 25, Bill Black (1994-97) and Matt Godusky (2004-07)
 Stolen Bases 52, Eric Wyatt (1998-01)

MISCELLANEOUS HITTING:

Longest Hitting Streak 20 games, Neil Paternoster (1983)
 Most Consecutive Hits 10, Don Barr (1951)
 Hit For The Cycle Mike Sharkey (vs. Rhode Island, 4/24/94)
 and Justin Godusky (vs. N.C. State, 1/16/02)

PITCHING

GAME:
 Innings Pitched 10, Rick Bickhardt (vs. Chicago State 3/12/88)
 and Joe Tracy (vs. La Salle, 5/16/61)
 Strikeouts 15, Rich Bogle (vs. Swarthmore, 5/7/65)
 Bases on Balls 11, Rob Anne (vs. St. Bonaventure 4/10/93)
 Wild Pitches 6, Chuck Malloy (vs. Penn State 4/30/94)
 Hit Batsmen 5, Al Braun (vs. Tulane, 2/08/03)

SEASON:

Appearances 28, Mark Imbo (2006)
 Games Started 16, Jed Johnson (1995) and Scott Fremont (2000)
 Wins 8, John Butz (1965) and Jed Johnson (1995)
 Losses 9, Mike Gondos (1999) and Eric Wyatt (1999)
 Saves 7, Kevin Kirkby (2001)
 Shutouts 3, Kevin Quirk (1979)
 Innings Pitched 92.1, John Butz (1965)
 Strikeouts 90, Jamie Moyer (1984)
 Earned Run Average 1.03, John Barth (1970)
 Hit Batsmen 19, Doug Fischer (2000)

CAREER:

Appearances 73, Mike Gondos (1996-99)
 Games Started 46, Jed Johnson (1993-96)
 Wins 19, Jed Johnson (1993-96)
 Losses 24, Mike Gondos (1996-99)
 Saves 12, Kevin Kirkby (1998-01)
 Shutouts 3, by several players
 Innings Pitched 280.2, Jed Johnson (1993-96)
 Strikeouts 212, John Butz (1964-66)
 Earned Run Average 1.59, John Barth (1968-70)

FIELDING

GAME:
 Putouts 19, Eric Mullen (vs. Delaware, 4/17/96)
 Assists 9, Bill Weingartner (vs. Saint Peter's, 3/29/92)
 Errors 4, three times (most recent, Ryan Stadanick vs. St. Bonaventure, 4/27/03)

SEASON:

Putouts 447, Mike Gentile, 1B (2006)
 Assists 147, Marty Carey, SS (1990)
 Errors 35, Tom Gibson, SS (1998)

CAREER:

Putouts 1,309, Mike Gentile, 1B (2004-07)
 Assists 502, Marty Carey, SS (1990-93)
 Errors 83, Pace Bradshaw, SS (1999-02)



Bill Weingartner



Jamie Moyer

TEAM RECORDS

HITTING

GAME:
 At-Bats 62, (vs. Delaware, 4/17/96)
 Runs Scored 25, (vs. Rhode Island, 5/13/01)
 Base Hits 26, (vs. Rhode Island, 5/13/01)
 Singles 20, (vs. Rhode Island, 5/13/01)
 Doubles 9, (vs. Long Island, 3/24/00)
 Triples 4, (vs. Philadelphia Textile, 4/28/93)
 Home Runs 5, (vs. Widener, 3/15/92)
 Runs Batted In 25, (vs. Rhode Island, 5/13/01)
 Bases on Balls 18, (vs. Delaware State, 2/25/97)
 Strikeouts 18, (vs. La Salle, 5/21/53)
 Sacrifice Hits 3, many times
 (last vs. Lehigh, 3/6/07)
 Sacrifice Flies 3, many times
 (last vs. Penn., 3/27/02)
 Stolen Bases 9, (vs. Georgetown, 2/26/95)
 Stolen Base Attempts 10
 (vs. Georgetown, 2/26/95)

SEASON:

Games Played 56, (2006)
 At-Bats 1,865, (2006)
 Runs Scored 376, (2000)
 Base Hits 587, (2000)
 Doubles 119, (2000)
 Triples 21, (1977)
 Home Runs 31, (2002)
 Runs Batted In 327, (2000)
 Batting Average329, (2001)
 Total Bases 818, (2000)
 Slugging Percentage470, (1982)
 Bases on Balls 264, (1995)
 Hit By Pitch 57, (2007)
 Strikeouts 394, (2006)
 Sacrifice Hits 26, (2006)
 Sacrifice Flies 31, (2000)
 Stolen Bases 90, (1999)
 Attempted Steals 114, (1995)

PITCHING

GAME:
 Innings Pitched 17, (vs. Delaware, 4/17/96)
 Runs 30, (vs. Vanderbilt, 3/5/86)
 Base Hits 26, (vs. James Madison, 3/10/02)
 Strikeouts 17, (vs. St. Peter's, 3/19/06)
 Bases on Balls 17, (vs. Pittsburgh, 3/8/91)
 Wild Pitches 8, twice (last vs. Temple, 5/09/99)

SEASON:

Wins 25, (1995)
 Losses 44, (2004)
 Saves 10, (1991)
 Innings Pitched 471.2, (2006)
 Complete Games 23, (1995)
 Shutouts 5, (1982)
 Strikeouts 327, (2006)
 Bases on Balls 277, (1994)
 Earned Run Average 1.67, (1973)

FIELDING

GAME:
 Putouts 51, (vs. Delaware, 4/17/96)
 Assists 22, (vs. Temple, 5/7/95)
 and (vs. Delaware, 4/17/96)
 Errors 10, (vs. Vanderbilt, 3/5/86)
 and (vs. Tulane, 2/08/03)

SEASON:

Putouts 1,415, (2006)
 Assists 638, (2006)
 Errors 123, (1994)
 Fielding Percentage968, (1976)
 Double Plays 56, (1999)
 Triple Plays 1, three times (1976)
 (vs. Florida State, 3/16/01)
 and (vs. Virginia Commonwealth, 2/15/04)
 Passed Balls 38, (1992)

OPPONENTS' HITTING

GAME:
 At-Bats 62, (by Delaware, 4/17/96)
 Runs Scored 30, (by Vanderbilt, 3/5/86)
 Base Hits 26, (by James Madison, 3/10/02)
 Singles 19, (by Drexel, 4/7/92)
 Doubles 10, (by La Salle, 4/9/87)
 Triples 3, (by Rider, 4/25/95)
 and (Delaware, 4/3/02)
 Home Runs 6, (by Montclair State, 4/14/89)
 and (Villanova, 3/21/95)

Runs Batted In 24, (by Vanderbilt, 3/5/86)
 Bases on Balls 17, (by Pittsburgh, 3/7/93)
 Strikeouts 17, (by Saint Peter's, 3/19/06)
 Sacrifice Hits 3, many times
 Sacrifice Flies 5, (by Geo. Washington, 4/29/95)
 Stolen Bases 7, many times
 Stolen Base Attempts 12, (by Pittsburgh, 3/8/91)

SEASON:

At-Bats 1,953, (2006)
 Runs Scored 439, (1994)
 Base Hits 596, (2006)
 Doubles 135, (2006)
 Triples 31, (1997)
 Home Runs 50, (2002)
 Runs Batted In 376, (2006)
 Batting Average343, (2002)
 Total Bases 897, (2006)
 Slugging Percentage521, (1987)
 Sacrifice Hits 39, (2007)
 Sacrifice Flies 39, (1995)
 Stolen Bases 123, (1994)
 Attempted Steals 143, (1994)

OPPONENTS' PITCHING

GAME:
 Innings Pitched 17, (by Delaware, 4/17/96)
 Runs 25, (by Rhode Island, 5/13/01)
 Base Hits 26, (by Rhode Island, 5/13/01)
 Strikeouts 18, (by La Salle, 5/21/53)
 Bases on Balls 18, (by Delaware State, 2/25/97)
 Wild Pitches 7, (by St. Bonaventure, 4/10/93)

SEASON:

Saves 16, (2007)
 Innings Pitched 487.2, (2006)
 Complete Games 19, (1992, 1996)
 Shutouts 6, (1989, 1999)
 Earned Run Average 2.69, (1960)



Matt Godusky



ALL-TIME OFFENSIVE TOP 10

Batting Average

Season-min. 75 AB

1. Steve Yentsch (1977)473
2. Jim Clouser (1968)464
3. Mike Migliarese (1990)453
4. Dom Lamberto (1982)430
5. Kevin Kirkby (2000)424
Dave Landers (1969)424
7. Dave Landers (1970)420
8. Jim Moran (1986)415
9. Chris Loschiavo (1984)407
10. Chuck Ercole (1979)406

At Bats

Season

1. Danny Lauer (1995)217
2. Danny Lauer (1994)209
3. Mike DeVincentis (2000)207
4. Bill Weingartner (1994)204
5. Ryan Stadanlick (2004)200
6. Kevin Kirkby (2000)198
Bill Weingartner (1995)198
8. Tom Gibson (1999)196
Rich Pascucci (1995)196
10. Kevin Kirkby (1999)194
Matt Godusky (2006)194

Runs

Season

1. Kevin Kirkby (2000)58
2. Mike Sharkey (1994)51
Danny Lauer (1995)51
4. Tom Verratti (1992)48
5. Danny Lauer (1994)47
6. Robbie Reed (2000)46
7. Mike DeVincentis (2000)45
Justin Godusky (2000)45
Brian Obermeier (1994)45
Tom Verratti (1990)45

Hits

Season

1. Kevin Kirkby (2000)84
2. Danny Lauer (1995)81
3. Mike DeVincentis (2000)79
4. Danny Lauer (1994)74
5. Bill Weingartner (1995)71
6. Justin Godusky (2000)68
7. Kevin Kirkby (2001)67
Mike Migliarese (1990)67
9. Bill Weingartner (1994)66
10. Kevin Kirkby (1999)65
Mike Walls (2002)65

Doubles

Season

1. Kevin Kirkby (1999)24
2. Ron Obermeier (1993)19
Mike Walls (2002)19
4. Eric Wyatt (2001)18
Justin Godusky (2000)18
6. Jason Tarewicz (2004)17
Ben Wendle (2007)17
8. Tim Gunn (2001)16
Mike DeVincentis (1998)16
Joe Capriotti (1990)16

Triples

Season

1. Bill DeAngelis (1968)7
Eric Wyatt (1999)7
3. Eric Wyatt (2000)6
Scott Gilbert (1985)6
5. Mike Sharkey (1993)5
Danny Lauer (1994)5
Rob Pimpinella (2005)5
7. Jim Cobb (1983)4
John DelMonte (1978)4
Bill Stewart (1975)4
Bill Stewart (1977)4
Rich Pascucci (1995)4

Career-min. 200AB

1. Dave Landers (1969-71)393
2. Mike Migliarese (1988-90)390
3. Kevin Kirkby (1998-01)367
4. Jim Clouser (1968-70)364
5. Mike Walls (2000-03)356
6. Bill Weingartner (1992-95)349
7. Jim Moran (1983-86)343
8. Tom Wynne (1961-63)341
9. Justin Godusky (1999-02)338
10. Denny Fabian (1966-68)336

Career

1. Mike DeVincentis (1997-01)756
2. Bill Weingartner (1992-95)719
3. Kevin Kirkby (1998-01)717
4. Pace Bradshaw (1999-02)695
5. Tom Gibson (1998-01)682
6. Eric Wyatt (1998-01)671
Danny Lauer (1993-96)671
8. Mike Sharkey (1993-96)654
9. Justin Godusky (1999-02)630
10. Robbie Reed (1997-00)626
Mike Gentile (2004-07)626

Career

1. Kevin Kirkby (1998-01)163
2. Mike Sharkey (1993-96)154
3. Danny Lauer (1993-96)141
4. Bill Weingartner (1992-95)140
5. Robbie Reed (1997-00)139
6. Mike DeVincentis (1997-01)137
7. Brian Obermeier (1992-95)135
8. Eric Wyatt (1998-01)133
9. Tom Gibson (1998-01)132
10. Tom Verratti (1990-92)130

Career

1. Kevin Kirkby (1998-01)263
2. Bill Weingartner (1992-95)251
3. Mike DeVincentis (1997-01)245
4. Danny Lauer (1993-96)225
5. Pace Bradshaw (1999-02)215
6. Justin Godusky (1999-02)213
7. Eric Wyatt (1998-01)203
8. Mike Sharkey (1993-96)202
9. Tom Gibson (1998-01)200
10. Mike Gentile (2004-07)184

Career

1. Mike DeVincentis (1997-01)55
2. Kevin Kirkby (1998-01)51
3. Justin Godusky (1999-02)50
4. Robbie Reed (1997-00)47
5. Eric Wyatt (1998-01)43
Bill Weingartner (1992-95)43
7. Tim Gunn (1998-01)38
Jason Tarewicz (2001-04)38
9. Tom Gibson (1998-01)36
10. Mike Migliarese (1988-90)35

Career

1. Eric Wyatt (1998-01)15
2. Bill DeAngelis (1966-68)11
Bill Stewart (1975-78)11
Mike Sharkey (1993-96)11
5. Danny Lauer (1993-96)10
6. Bill Weingartner (1992-95)9
7. Scott Gilbert (1984-85; 87-88)8
Mike Migliarese (1988-90)8
Jim Cobb (1982-84)8
10. Three tied with7

Home Runs

Season

1. John DelMonte (1978)12
2. Jason Hamilton (1991)11
Dom Lamberto (1982)11
4. Jason Hamilton (1992)8
Scott Gilbert (1988)8
Tim Brill (1977)8
Mike Migliarese (1990)8
Eric Wyatt (1998)8
Tim Gunn (1999)8
Justin Godusky (2002)8
Ryan Stadanlick (2004)8

Runs Batted In

Season

1. Jason Hamilton (1991)56
2. Tim Gunn (1999)53
3. Bill Weingartner (1994)52
4. Eric Mullen (1995)51
5. Bill Weingartner (1995)50
6. Mike DeVincentis (2000)49
Mike Migliarese (1990)49
Danny Lauer (1995)49
9. Three tied with45

Walks

Season

1. Ron Obermeier (1991)44
2. Jason Tarewicz (2004)43
3. Mike Sharkey (1994)41
4. Bill Black (1995)40
Jamie Clancy (1999)40
6. Mike Sposato (1998)38
7. Tom Verratti (1992)35
Tony Mullen (1978)35
Eric Mullen (1995)35
10. Brian Obermeier (1993)34
Robbie Reed (1997)34

Stolen Bases

Season

1. Eric Wyatt (1999)26
2. Dave Owsik (1970)24
3. Ryan Stadanlick (2004)23
4. Tom Verratti (1992)20
Jason Tarewicz (2004)20
6. Tom Verratti (1991)19
Ron Obermeier (1991)19
Dave Carr (1985)19
9. John DelMonte (1978)18
Dave Landers (1971)18
Bill Stewart (1976)18
Robbie Reed (2000)18

Games Played

Season

1. Danny Lauer (1995)55
Eric Mullen (1995)55
Rich Pascucci (1995)55
Bill Weingartner (1995)55
Kevin Kirkby (1999)55
Robbie Reed (1999)55
Tim Gunn (1999)55
8. Brian Obermeier (1994)54
Bill Weingartner (1994)54
Ryan Stadanlick (2004)54
Brian Schappert (2004)54
Matt Godusky (2006)54

Career

1. Jason Hamilton (1991-93)25
2. Tim Gunn (1998-01)20
3. Eric Wyatt (1998-01)18
S.Gilbert (1984-85; 87-88)18
Bill Weingartner (1992-95)18
6. Eric Mullen (1993-96)17
7. Jim Moran (1983-86)16
8. Mike Migliarese (1988-90)15
Justin Godusky (1999-02)15
10. C. Carmolingo (1988, 90-91)14
John DelMonte (1977-79)14

Career

1. Bill Weingartner (1992-95)176
2. Mike DeVincentis (1997-01)166
3. Tim Gunn (1998-01)132
Eric Mullen (1993-96)132
5. Mike Sharkey (1993-96)129
6. Kevin Kirkby (1998-01)126
7. Justin Godusky (1999-02)118
8. Danny Lauer (1993-96)116
9. Eric Wyatt (1998-01)115
Robbie Reed (1997-00)115
Jason Hamilton (1991-93)115

Career

1. Mike Sharkey (1993-96)122
2. Robbie Reed (1997-00)119
3. Tom Baschoff (1982-85)111
4. Jason Tarewicz (2001-04)110
5. Bill Black (1994-97)107
6. Kevin Kirkby (1998-01)104
7. Ron Obermeier (1990-93)102
8. Tom Verratti (1990-92)101
Brian Obermeier (1992-95)101
10. Justin Godusky (1999-02)93

Career

1. Eric Wyatt (1998-01)52
2. Tom Verratti (1990-92)48
3. Robbie Reed (1997-00)47
4. Danny Lauer (1993-96)46
5. John DelMonte (1977-79)43
6. Bill Stewart (1975-78)42
Jason Tarewicz (2001-04)42
8. Ron Obermeier (1990-93)40
9. Mike Sposato (1995-98)38
10. Brian Obermeier (1992-94)37

Career

1. Mike DeVincentis (1997-01)206
Kevin Kirkby (1998-01)206
3. Tom Gibson (1998-01)203
Pace Bradshaw (1999-02)203
5. Robbie Reed (1997-00)202
6. Justin Godusky (1999-02)197
7. Bill Weingartner (1992-95)194
8. Eric Wyatt (1998-01)193
9. Mike Sharkey (1993-96)192
10. Danny Lauer (1993-96)190



DeVincentis



Landers



Sharkey



Wyatt

ALL-TIME PITCHING TOP 10



Earned Run Average

Season - min. 30 IP

1. John Butz (1965)1.07
2. Jamie Moyer (1982)1.21
3. Kevin Quirk (1980)1.26
4. Bob Blumber (1973)1.32
5. Tom Pippet (1971)1.45
6. Dave Thornton (1976)1.48
7. Sean Finnegan (1983)1.51
8. Jim Crosson (1960)1.67
9. John "Russell" Gant (1970) ..1.69
10. John Butz (1964)1.77

Wins

Season

1. John Butz (1965) 8
- Jed Johnson (1995) 8
3. Kevin Quirk (1980)7
- Dom Lamberto (1982)7
- Mike Mangano (1992)7
6. Jamie Moyer (1984)6
- Jed Johnson (1996)6
- Kevin Quirk (1979)6
- Tom Pippet (1971)6
- Carl Vogt-Lowell (1968)6

Saves

Season

1. Kevin Kirkby (2001)7
2. Mark Imbo (2006)6
3. John Barth (1968)5
- Kevin Kirkby (2000)5
5. Chuck Malloy (1994)4
6. Rob Anne (1991)3
- Keith Davis (1985)3
- Chuck Malloy (1993)3
- A.J. Muntz (1988)3
- Eric Parker (1991)3
- Ron Aron (1985)3
- Bill Weingartner (1995)3
- Mike Gondos (1998)3
- Jim Boylan (1998)3
- Mike Miller (1999)3
- Mike Walls (2003)3
- Adriano Petruz (2005)3

Career - min 60 IP

1. John Barth (1968-70)1.59
2. John Butz (1964-66)1.75
3. Jamie Moyer (1982-84)1.99
4. Carl Vogt-Lowell (1968-69) ...3.32
5. Gerry Hunsicker (1970-72) ...3.38
6. Randy Koch (1974-77)3.41
7. John Smithson (1966-68) ...3.45
8. Chuck Malloy (1991-94)3.67
- Jeff Moruzzi (1975-78)3.67
10. Sean Finnegan (1983-84)3.84

Career

1. Jed Johnson (1993-96)19
2. Chuck Malloy (1991-94)18
3. John Butz (1964-66)16
- Jamie Moyer (1982-84)16
5. Mike Mangano (1989-92)15
6. Bill Weingartner (1992-95) ...14
- Randy Koch (1974-77)14
7. Jim Boylan (1998-01)13
- Rob Anne (1991-94)13
- Kevin Quirk (1978-80)13
- Dave Thornton (1976-79)13
- Rick Stauffer (1971-74)13

Career

1. Kevin Kirkby (1998-01)12
2. Chuck Malloy (1991-94)8
3. Mike Gondos (1996-99)6
- Mark Imbo (2005-present)6
5. John Barth (1968-70)5
- Bill Weingartner (1992-95) ...5
- Jim Boylan (1998-01)5
8. A.J. Muntz (1986-89)4
- Eric Parker (1991-93)4
- Craig Kriebel (1980-83)4
- Nate Yeagle (1994-97)4
- Mike Walls (2000-03)4

Innings Pitched

Season

1. John Butz (1965)92.1
2. Bill Weingartner (1995)91.2
3. Scott Fremont (2000)90.1
4. Jason Hessler (2006)88.2
5. Jed Johnson (1995)87.1
- Mike Gondos (1999)87.1
7. Ryan Hoagey (2005)86.0
8. Ryan Hoagey (2004)84.2
9. Jed Johnson (1996)82.0
10. Kevin Quirk (1980)81.2

Strikeouts

Season

1. Jamie Moyer (1984)90
2. John Butz (1965)83
3. Jason Hessler (2006)82
4. Mike Mangano (1992)78
5. Chuck Malloy (1994)77
6. Scott Fremont (2000)75
7. Kevin Quirk (1980)69
8. Bill Weingartner (1995)68
9. John Butz (1966)66
- Ryan Hoagey (2005)66

Appearances

Season

1. Mark Imbo (2006)28
2. Jeff Boylan (1999)22
3. Mike Gondos (1997)21
- Jeff Williams (2005)21
- Nathan Yeagle (1996)21
6. Mike Gondos (1999)20
- Chuck Malloy (1994)20
- Mark Imbo (2007)20
9. Joe Mucci (2004)19
- Jim Boylan (1998)19
- Jeff Williams (2006)19

Starts

Season

1. Jed Johnson (1995)16
- Scott Fremont (2000)16
3. Mike Gondos (1999)15
- Jason Hessler (2006)15
- Randy Mower (2007)15
5. Jack Marcellus (1997)14
- Ryan Hoagey (2005)14
7. Jed Johnson (1994, 1996) ...13
- Jack Marcellus (1998)13
- Jim Boylan (2001)13
- Bob Unkel (2006)13

Complete Games

Season

1. Jed Johnson (1996)9
2. Jed Johnson (1995)8
3. John Butz (1965)8
- Keith Davis (1986)8
5. Jamie Moyer (1984)7
- Rick Bickhardt (1986)7
7. Rich Bogle (1967)6
- Joe Capriotti (1988)6
- Mike Mangano (1990)6
- Mike Mangano (1992)6
- Rob Anne (1992)6
- Bill Weingartner (1995)6
- Mike Gondos (1999)6
- Ryan Hoagey (2004)6

Career

1. Jed Johnson (1993-96) ...280.2
2. Ryan Hoagey (2002-05) ...266.0
3. Mike Gondos (1996-99) ...255.2
4. Jack Marcellus (1995-98) ...242.2
6. John Butz (1964-66)220.2
6. Rob Anne (1991-94)219.1
7. Rick Bickhardt (1986-89) ...213.1
8. Nate Yeagle (1994-97) ...212.1
9. Bill Weingartner (1992-95) .210.2
10. Mike Mangano (1989-92) ...193.2

Career

1. John Butz (1964-66)212
2. Mike Gondos (1996-99)193
3. Ryan Hoagey (2002-05)190
4. Chuck Malloy (1991-94)183
- Jed Johnson (1993-96)183
6. Mike Mangano (1989-92)181
7. Jamie Moyer (1982-84)170
8. Bill Weingartner (1992-95) ...157
9. Rob Anne (1991-94)154
10. Nate Yeagle (1994-97)153

Career

1. Mike Gondos (1996-99)73
2. Jim Boylan (1998-01)72
- Jeff Williams (2004-07)72
4. Ryan Hoagey (2002-05)66
5. Nate Yeagle (1994-97)64
6. Mike Miller (1997-00)60
7. Chuck Malloy (1991-94)59
8. Jed Johnson (1995-98)58
- Mark Imbo (2005-present) ...56
10. Jack Marcellus (1995-98) ...55

Career

1. Jed Johnson (1993-96)46
2. Jack Marcellus (1995-98) ...44
3. Ryan Hoagey (2002-05)38
4. Rob Anne (1991-94)36
5. Eric Wyatt (1998-01)34
- Bill Weingartner (1992-95) ...34
- Mike Gondos (1996-99)34
8. Mike Mangano (1989-92)31
9. Steve Sala (1994-97)29
- Scott Fremont (1999-02)29

Career

1. Jed Johnson (1993-96)20
2. John Butz (1964-66)16
3. Rick Bickhardt (1986-89) ...15
- Rob Anne (1991-94)15
5. Joe Capriotti (1987-90)14
6. Mike Mangano (1989-92)13
7. Rich Bogle (1965-67)12
- Jamie Moyer (1982-84)12
- Keith Davis (1984-87)12
10. Mike Gondos (1996-99)10
- Gerry Hunsicker (1970-72) ...10



Kevin Kirkby



Jeff Williams



Barth



Butz



Gondos



Johnson



DEPARTMENTAL LEADERS

HITTING

Year	At-Bats	Runs	Hits
1982	Lamberto .93	Two with .25	Lamberto .40
1983	Paternoster .126	Two with .26	Paternoster .32
1984	Loschiavo .118	Loschiavo .29	Loschiavo .48
1985	Berryman .135	Carr .33	Gilbert .42
1986	Koch .123	Koch .24	Moran .49
1987	Gilbert .117	Anderson .27	Gilbert .36
1988	Ehrmann .141	Gilbert .30	Ehrmann .43
1989	Weygand .148	Migliarese .30	Migliarese .48
1990	Capriotti .152	Verratti .45	Migliarese .67
1991	Hamilton .162	R.Obermeier .42	Hamilton .52
1992	R.Obermeier .168	Verratti .48	Weingartner .62
1993	Weingartner .162	Sharkey .38	Two with .52
1994	Lauer .209	Lauer .51	Lauer .74
1995	Lauer .217	Lauer .51	Lauer .74
1996	Lauer .183	Lauer .33	Lauer .56
1997	Black .171	Black .34	Black .48
1998	DeVincentis .176	Sposato .43	Sposato .54
1999	Gibson .196	Clancy .44	Kirkby .65
2000	DeVincentis .207	Kirkby .58	Kirkby .84
2001	DeVincentis .185	Wyatt .41	Kirkby .67
2002	Bradshaw .191	Dougher .37	Walls .65
2003	Dougher .174	Tarewicz .34	Kokol .52
2004	Stadanlick .200	Tarewicz .41	Tarewicz .60
2005	Baldasari .179	Baldasari .24	Baldasari .56
2006	Godusky .194	Gentile .35	Godusky .56
2007	Wendle .179	Wendle .31	Wendle .58

Year	Triples	Home Runs	RBI
1982	Heinkel .3	Lamberto .11	Lamberto .36
1983	Cobb .4	Moran .5	Moran .32
1984	Two with .3	Two with .6	Berryman .30
1985	Gilbert .6	Berryman .4	Berryman .31
1986	Five with .1	Two with .4	Anderson .29
1987	Gilbert .2	Gilbert .8	Anderson .30
1988	Four with .2	Gilbert .8	Gilbert .32
1989	Three with .2	Migliarese .4	Migliarese .26
1990	Two with .3	Migliarese .8	Migliarese .49
1991	Hamilton .3	Hamilton .11	Hamilton .56
1992	Weingartner .3	Hamilton .7	Weingartner .42
1993	Sharkey .5	Hamilton .6	R.Obermeier .33
1994	Lauer .5	Weingartner .7	Weingartner .52
1995	Pascucci .4	Mullen .6	Mullen .51
1996	Lauer .2	Mullen .7	Mullen .45
1997	Black .3	Black .6	Black .32
1998	Two with .2	Wyatt .8	Devincentis .41
1999	Wyatt .7	Gunn .8	Gunn .53
2000	Wyatt .6	Reed .6	DeVincentis .49
2001	Wyatt .2	Gunn .7	DeVincentis .42
2002	Three tied with .2	Godusky .8	Godusky .42
2003	Four tied with .2	Kokol .6	McCollum .30
2004	Stadanlick, Tarewicz .2	Stadanlick .8	Stadanlick .44
2005	Pimpinella .5	Baldasari .4	Baldasari .26
2006	Petrutz, Scott .3	Godusky .5	Godusky .32
2007	Jakubowski, Walsh .2	Wendle .7	Wendle .39

PITCHING


Year	Complete Games	Wins	Losses
1982	Lamberto .5	Lamberto .7	Two with .2
1983	Moyer .4	Two with .5	Two with .3
1984	Moyer .7	Moyer .6	Finnegan .6
1985	Aron .4	DeStefano .5	Aron .5
1986	Davis .8	Three with .2	Davis .7
1987	Bickhardt .4	Three with .2	Bickhardt .7
1988	Capriotti .6	Two with .4	Two with .5
1989	Four with .3	Murphy .4	Capriotti .6
1990	Mangano .6	Mangano .4	Two with .5
1991	Anne .4	Murphy .5	Murphy .8
1992	Mangano .10	Mangano .7	Anne .6
1993	Anne .3	Malloy .5	Duffin .5
1994	Three with .2	Malloy .5	Malloy .8
1995	Johnson .8	Johnson .8	Weingartner .8
1996	Johnson .9	Johnson .6	Two with .6
1997	Yeagle .5	Two with .4	Three with .2
1998	Marcellus .3	Two with .4	Two with .3
1999	Gondos .6	Boylan .5	Miller .3
2000	Fremont .5	Fremont/Fischer .5	Kirkby .5
2001	Stieger .2	Boylan .5	Kirkby .7
2002	Minerva .5	McCollum .5	Holman .2
2003	Three with .2	Boylan .3	Walls .3
2004	Hoagey .6	Five with .2	Mucci .1
2005	Hessler .4	Three with .3	Petrutz .3
2006	None	Hessler .4	Imbo .6
2007	None	Mower .3	Williams .6

Year	Innings Pitched	Strikeouts	Walks
1982	Lamberto .65.0	Lamberto .59	Lamberto .24
1983	Finnegan .53.2	Mason .44	Ludy .39
1984	Moyer .74.0	Moyer .90	Moyer .41
1985	Aron .65.0	Aron .22	Wills .50
1986	Davis .80.2	Davis .53	Bickhardt .29
1987	Two with .54.0	Bickhardt .36	Davis .43
1988	Capriotti .68.0	Bickhardt .46	Capriotti .32
1989	Bickhardt .50.2	Capriotti .37	Two with .33
1990	Mangano .62.0	Mangano .56	Mangano .35
1991	Anne .55.1	Mangano .45	Murphy .40
1992	Mangano .73.2	Mangano .78	Malloy .44
1993	Two with .53.1	Malloy .43	Anne .35
1994	Johnson .74.2	Malloy .77	Johnson .41
1995	Weingartner .91.2	Weingartner .68	Weingartner .56
1996	Johnson .82.0	Johnson .61	Heck .50
1997	Yeagle .76.0	Yeagle .58	Sala .41
1998	Marcellus .67.1	Heck .48	Heck .51
1999	Gondos .87.1	Gondos .56	Wyatt .50
2000	Fremont .90.1	Fremont .75	Fremont .39
2001	Boylan .76.2	Wyatt .53	Wyatt .57
2002	Minerva .74.2	McCollum .36	Holman .36
2003	Vardijan .58.0	Holman .34	Vardijan .49
2004	Hoagey .84.2	Hoagey .67	Hoagey, Petrutz .30
2005	Hoagey .86.0	Hoagey .66	Hoagey .33
2006	Hessler .88.2	Hessler .82	Unkel .35
2007	Mower .64.1	Mower .42	Mower, Williams .27

Year	Doubles	Batting Average
1982	Heinkel .6	Lamberto .430
1983	Berryman .9	Dempsey .307
1984	Moran .9	Loschiavo .407
1985	Gilbert .11	Moran .342
1986	Anderson .11	Moran .415
1987	Two with .4	Ehrmann .309
1988	Migliarese .12	Migliarese .339
1989	Muntz .9	Migliarese .384
1990	Capriotti .13	Migliarese .453
1991	Hamilton .13	R.Obermeier .329
1992	Two with .10	Weingartner .400
1993	R.Obermeier .19	Sharkey .338
1994	Two with .14	McGinley .385
1995	Mullen .11	Lauer .373
1996	Reed .14	Black .362
1997	DeVincentis .16	Sposato .348
1998	Gibson .15	Sposato .325
1999	Kirkby .24	Wyatt, Kirkby .335
2000	Wyatt .18	Kirkby .424
2001	Walls .19	Kirkby .392
2002	Kokol .12	Walls .359
2003	Tarewicz .17	Walls .340
2004	Baldasari .10	Tarewicz .337
2005	Godusky .14	Baldasari .313
2006	Wendle .17	Gentile .298
2007		Jakubowski .331



Black



Migliarese



Tarewicz



Wendle



Capriotti



Hoagey



Mangano

ALL-TIME HIT LIST (More than 100 base hits)

- Kevin Kirkby (1998-01) .263
- Bill Weingartner (1992-95) .251
- Mike DeVincentis (1997-01) .245
- Danny Lauer (1993-96) .225
- Pace Bradshaw (1999-02) .215
- Justin Godusky (1999-02) .213
- Eric Wyatt (1998-01) .203
- Mike Sharkey (1993-96) .202
- Tom Gibson (1998-01) .200
- Mike Gentile (2004-07) .184
- Rob Reed (1997-00) .170
- Tim Gunn (1998-01) .168
- Brian Obermeier (1992-95) .163
- Eric Mullen (1993-96) .163
- Jason Tarewicz (2001-04) .157
- Mike Migliarese (1988-90) .154
- Jim Moran (1983-86) .154
- Ron Obermeier (1990-93) .153
- Bill Black (1994-97) .150
- Bill McCollum (2001-04) .149
- Matt Godusky (2004-07) .149
- Joe Capriotti (1987-90) .147
- Tom Verratti (1990-92) .140
- Jamie Clancy (1996-99) .139
- Scott Gilbert (1984-88) .136
- Jim Reilly (1998-01) .132
- Mike Walls (2000-03) .128
- Jeremy Jakubowski (2005-present) .128**
- Nick Baldasari (2002-05) .126
- Kevin McCaffrey (1995-98) .125
- Jason Hamilton (1991-93) .124
- Bill Stewart (1975-78) .123
- Marty Carey (1990-93) .122
- Matt Collins (1991-94) .119
- Rich Pascucci (1994-97) .119
- Kevin Dougher (2000-03) .116
- Ed Berryman (1982-85) .113
- Mike Sposato (1995-98) .113
- John Kokol (2000-03) .113
- Steve Alemi (1974-77) .110
- Dave Landers (1969-71) .108
- Tim Dean (1986-89) .107
- Adriano Petrutz (2004-07) .106
- Dan Potts (1974-77) .104
- Steve Frank (1988-91) .102
- A.J. Muntz (1986-89) .101

Closing In...

- Ben Wendle (2006-present) .89
- Mike Blahusch (2005-present) .89
- Tim Smith (2006-present) .76
- Jereme Scott (2005-present) .73

HAWK NO-HITTERS

Pitcher	Date	Opponent	Score
Connors/Quinn/Cinkutis	4/28/28	Penn. Military	19-0
Tom McHugh	5/16/51	Temple	3-2
Carl Vogt-Lowell	3/29/69	F&M	6-0
Ed Linaugh/John Barth	4/6/70	Glassboro State	7-4
Dave Landers	4/27/70	Albright	4-0

HONORS AND AWARDS



NATIONAL HONORS

ALL-AMERICA/ALL-EAST (ABCA unless noted)

Year	Player	Honor	Team
1971	Dave Landers	All-East	2nd
1979	John DelMonte	All-America	1st *
1980	Kevin Quirk	All-East	2nd
1990	Mike Migliarese	All-East	1st
1990	Mike Migliarese	All-America	3rd
1991	Jason Hamilton	Freshman All-America	1st **
1991	Jason Hamilton	Freshman All-America	2nd ***
1993	Mike Sharkey	Freshman All-America	HM **
1995	Danny Lauer	All-East	2nd
1995	Eric Mullen	All-East	2nd
1998	Chris Heck	Preseason All-American	2nd ***
2000	Kevin Kirkby	Player of the Year	****
2000	Kevin Kirkby	All-Star	****
2000	Mike DeVincentis	All-Star	****
2001	Kevin Kirkby	Preseason All-America	3rd *****
2000	Kevin Kirkby	District 1 Player of the Year	*****
2001	Kevin Kirkby	All-America	3rd *****



John DelMonte




Kevin Kirkby

* By The Sporting News ** By Mizuno
 *** By Baseball America **** By ECAC ***** By NCBWA

ALL-ACADEMIC (CoSIDA)


Year	Player	Position	Team
1973	Tom Froio	C	2nd
1987	Bill Anderson	3B	3rd
1988	Mark Higgins	3B	2nd
1989	Rick Bickhardt	P	District
1990	Joe Capriotti	1B	District
1991	Ron Obermeier	OF	District
1992	Matt Collins	DH	3rd
1993	Ron Obermeier	OF	District
1994	Matt Collins	DH	1st
1996	Dan Hefton	2B	District
1999	Jim Reilly	C	District
2000	Kevin Kirkby	2B	2nd
2000	Jim Reilly	DH	2nd
2000	Justin Godusky	OF	3rd
2001	Kevin Kirkby	2B	1st
2001	Jim Reilly	DH	1st
2001	Eric Wyatt	P	District
2001	Justin Godusky	OF	District - 2nd
2002	Justin Godusky	OF	District - 2nd
2003	Mike DeLorenzo	C	District - 2nd



Matt Collins



Justin Godusky



Mark Higgins



Jim Reilly

Note-All players on 1st, 2nd or 3rd team nationally were also all-District selections in that year

ATLANTIC 10 HONORS

ATLANTIC 10 ALL-CONFERENCE

Year	Player	Pos.	Team
1986	Jim Moran	C	1st
1988	Fred Ehrmann	2B	1st
1989	Mike Migliarese	OF	1st
1990	Mike Migliarese	OF	1st
1990	Joe Capriotti	1B	2nd
1991	Jason Hamilton	1B	1st
1991	Tom Verratti	OF	2nd
1992	Jason Hamilton	1B	1st
1992	Ron Obermeier	OF	2nd
1993	Mike Sharkey	OF	2nd
1994	Bill Weingartner	3B	1st
1994	Mike Sharkey	OF	2nd
1994	Danny Lauer	OF	2nd
1994	Chuck Malloy	P	2nd
1995	Danny Lauer	OF	1st
1995	Eric Mullen	1B	1st
1995	Jed Johnson	P	2nd
1995	Bill Weingartner	3B	2nd
1996	Bill Black	SS	2nd
2000	Kevin Kirkby	2B	1st
2000	Kevin Kirkby	2B	1st
2000	Kevin Kirkby	2B	1st
2000	Mike DeVincentis	OF	2nd
2001	Kevin Kirkby	2B	1st
2001	Kevin Kirkby	RP	2nd
2001	Eric Wyatt	OF	2nd
2002	Justin Godusky	OF	2nd
2003	Mike Walls	3B	1st
2005	Nick Baldasari	3B	2nd
2007	Ben Wendle	OF	2nd
2007	Drew Smith	C	Rookie
2007	David Valesente	3B	Rookie

ATLANTIC 10 ALL-ACADEMIC

Year	Player	Pos.
1987	Bill Anderson	3B
1990	Joe Capriotti	1B
1992	Mike Mangano	P
1992	Ron Obermeier	OF
1992	Tom Verratti	OF
1993	Matt Collins	DH
1993	Ray Fanning	3B
1993	Brian Obermeier	2B
1993	Ron Obermeier	OF
1994	Matt Collins	DH
1994	Ray Fanning	3B
1996	Matt Malek	OF
1996	Mike Sharkey	OF
1999	Kevin Kirkby	2B
2000	Kevin Kirkby	2B
2000	Jim Reilly	C/DH
2001	Kevin Kirkby	2B
2001	Jim Reilly	C/DH
2001	Eric Wyatt	OF
2001	Justin Godusky	OF
2002	Justin Godusky	OF
2003	Mike DeLorenzo	C

ATLANTIC 10 HONOREES

A-10 Scholar-Athlete of the Year

2001 Kevin Kirkby

A-10 Baseball Student-Athlete of the Year


2001 Jim Reilly




Jason Hamilton



Dan Lauer



Mike Migliarese



Bill Weingartner

MAC AND ECC HONORS

ALL-MIDDLE ATLANTIC CONFERENCE

Year	Player	Pos.	Team
1962	Tom Wynne	1B	1st
1962	Harry Booth	OF	1st
1962	Joe Tracey	P	HM
1962	Joe Gothie	OF	HM
1963	Tom Wynne	1B	1st
1963	Joe Tracey	P	HM
1963	Ray DeCarlo	IF	HM
1965	Jerry Connors	OF	1st
1965	Tom Hinkel	1B	2nd
1965	Ed Walsh	2B	2nd
1965	John Butz	P	HM
1965	John Glodek	C	HM
1967	Dennis Fabian	OF	1st
1967	Joe Grace	3B	2nd
1967	Tom Hinkel	1B	HM
1967	Bill DeAngelis	SS	HM
1968	Jim Clouser	OF	1st
1968	Jerry Benetatos	3B	2nd
1968	Bill DeAngelis	SS	HM
1968	Dennis Fabian	OF	HM
1968	Carl Vogt-Lowell	P	HM
1969	Gary Jackson	3B	1st
1969	Jim Clouser	OF	1st
1969	Joe McDermott	1B	2nd
1969	Jerry Benetatos	SS	2nd
1969	Dave Landers	OF	2nd
1970	Norm Kraft	3B	1st
1970	Jim Clouser	OF	1st

ALL-MIDDLE ATLANTIC CONFERENCE

Year	Player	Pos.	Team
1970	Dave Landers	OF	1st
1970	Gerry Hunsicker	P	1st
1970	Gordie Slivinski	1B	HM
1970	Rick Bianchi	OF	HM
ALL-MIDDLE ATLANTIC CONFERENCE EAST			
1971	Norm Kraft	3B	1st
1971	Dave Landers	OF	1st
1971	Gordon Slivinski	1B	HM
1971	Joe Levins	SS	HM
1971	Gerry Hunsicker	OF	HM
1971	Tom Pippet	P	HM
1972	Craig Eddinger	2B	HM
1972	Joe Levins	SS	HM
1972	Bill Miller	OF	HM
1973	Craig Eddinger	2B	1st
1973	Bill Miller	OF	1st
1974	Craig Eddinger	2B	1st
1974	Joe Spiecker	OF	1st
1974	Ted Malinoski	P	1st
1974	Dan Potts	1B	HM
1974	Steve Alemi	SS	HM
1974	Pat Nowlan		HM
MIDDLE ATLANTIC CONFERENCE HONOREES			
Most Valuable Player			
1963	Tom Wynne		
1971	Dave Landers		

ALL-EAST COAST CONFERENCE EAST

Year	Player	Pos.	Team
1976	Dave Thornton	P	1st
1976	Rich Horan	OF	2nd
1977	Tom Brill	C	2nd
1977	Dan Potts	1B	2nd
1977	Steve Alemi	SS	2nd
1977	Steve Yentsch	3B	2nd
1977	Gerry Hurley	DH	2nd
1978	John Delmonte	OF	1st
1979	John Delmonte	OF	1st
1979	Dave Thornton	P	2nd
1979	Chuck Ercole	1B	2nd
1980	Kevin Quirk	P	1st/MVP
1980	Ralph Dell'Arciprete	2B	A1st
1980	John Delmonte	OF	1st
1980	Dave Thornton	P	2nd
1980	Chuck Ercole	1B	2nd
1981	Ed Dempsey	C	1st
1981	Joe Matteo	DH	1st
1981	Chuck Ercole	OF	HM
EAST COAST CONFERENCE EAST HONOREES			
Most Valuable Player			
1980	Kevin Quirk		



ALL-TIME ROSTER

A

Chris Abruzzo	1986-88
Lou Adelmann	1955
Frank Agovino	1990-92
Steve Alemi	1974-77
Bill Anderson	1984-87
Chris Andreoli	1992
Brian Anecharico	2002-06
Rob Anne	1991-94
Ron Aron	1985
Tom Atkinson	1956-58
Ed Avena	1959-61
Mike Aylmer	1998-99

B

Nick Baldasari	2002-05
Matt Barnathan	2007
Bob Barr	1950
Don Barr	1950-52
John Barth	1968-70
Tom Baschoff	1982-85
Joe Basile	1986
Chris Bauer	1994
Jerry Benetatos	1967-69
Bob Bell	1960-62
Tom Bennett	1987, 89
Ed Berryman	1982-85
William Bevlock	1950
Rich Bianchi	1968-70
Rick Bickhardt	1986-89
Francis Bisio	1960
Bill Black	1994-97
Joe Black	1989
Mike Blahusch	2005-07
John Blake	1951
John Blasberg	1988
Bob Blumber	1973-76
John Bodalski	1983
Rich Bogle	1965-67
Harry Booth	1960-62
Edward Borkowski	1959-60
Mike Borski	1973-75
Steve Bosken	1987-89
Jim Boylan	1998-01
Mike Boyland	2007
Pace Bradshaw	1999-02
Mike Brady	1985-86
Al Braun	2002-05
William Brendley	1959
Jim Brennan	1954-55
Joe Brennan	1952
Bob Bretschneider	1966

Tim Brill	1975-77
Bob Brown	1966-68
Bryan Brown	2002-03, 05
Bill Bryers	1948-49
Frank Brzozowski	1959
Mike Buda	1996-97
Eugene Buechele	1959-60
Bill Burke	1969
Lou Busico	1957
John Butz	1964-66
Mike Bylone	1988-90

C

Thomas Cairns	1950
Rich Caloiero	2000-01
Mike Camac	1994-97
Jim Campana	1953-54
John Campbell	1963-64
Pat Campbell	1981
Nick Cantwell	1955-57
Ron Capone	1961-62
Joe Capriotti	1987-90
Andy Cardamone	1996-99
Marty Carey	1990-93
Nick Carlini	1996-97
Chris Carmolingo	1988, 90-91
David Carr	1985-86
Tom Carrig	1964
Joseph Carroccio	1961
Steve Carroll	1995
Martin Casey	1956-57
Chris Cashman	2006-07
Jack Cashman	1964
Jim Cassidy	1946-47
Joe Cellini	1964-65
Joe Ceremsak	1955, 57
Dom Chiango	1959-60
Mike Christie	1991
Joe Cirigliano	1990-93
Jamie Clancy	1996-99
Don Clifford	1950-51
Jim Clouser	1968-70
Jim Cobb	1982-84
Mike Coffey	1980-81
Charles Cogan	1961-63
Bill Cole	1991
Rich Coletta	1989-92
C.J. Collins	1994
Matt Collins	1991-94
Mike Collins	1992-96
Brian Connolly	1999
Jerry Connors	1963-65

Chris Conte	1980-81
Bob Coogan	1948-50
Joe Cook	2007
Mike Corkery	1997
Pat Corsaro	1955-56
Gene Corson	1950
Steve Cortale	1996
Ralph Costa	1957
Steve Courtin	1963
Harry Crossen	1957
Jim Crosson	1959-60
Charles Crowley	1950
Joe Cunningham	1964
Jim Currie	1957

D

Mike Dalsey	1963-65
Sean Daly	1997
Mark D'Amato	1984-85
Tony "Ralph" D'Angelo	1956
Keith Davis	1985-87
Mike Davis	2004-05
Tim Dean	1986-89
Bill DeAngelis	1966-68
Vince DeFilippo	1954
Reggie DeCarlo	1962-64
Bill DelCampo	1956-58
Jim DeFidio	1981
Anthony DelGaudio	2002-03
Ralph Dell'Arciprete	1977-80
John DelMonte	1977-79
Mike Delorenzo	2001-03
Ken DelRossi	1980
Bob Del Vescovo	1994
Ed Dempsey	1980-83
Tony Deniccole	1953
Andy Deniccole	1951-54
Keith DeStefano	1985-88
Pat Devlin	1992-93
Tom Devlin	1955-56
Mike DeVincentis	1997-01
Rob Dick	1983
Ron Dick	1982
Bob Didyoung	1950-51
Jerry Didyoung	1953-55
Domenic DiFlorio	1950
Matt DiGirolamo	2002
Jon Dijamco	2006
Don DiJulia	1965
Joe DiNubile	2001-04
Doug DiSandro	2007
Mark Dolaghan	2007

Tom Donahue	1987
Mickey Donovan	1973
Kevin Dougher	2000-03
Ed Dougherty	1956-58
Jim Dougherty	1960-61
Bob Doyle	1950-51
Mike Dubois	1985-87
Hank Dudek	1948-49
Mike Duffin	1992-95
Joe Dugan	1997-00
Lou Dunkle	1961-62
Greg Dunn	1978
Kevin Durant	1988-91

E


John Eckley	1978-80
Craig Eddinger	1972-75
Pat Edmondson	1959-60
Fred Ehrmann	1987-88
Matt Ekker	1989
Earl Emerson	1977-78
Kurt Engelbert	1957
Chuck Ercole	1978-81
Greg Ercole	1984

F

Denny Fabian	1966-68
Terry Fallon	1973-75
Ray Fanning	1991-94
Quentin Farr	2007
Steve Feeney	1988-91
Frank Ferrara	1988
Sean Finnegan	1983-84
Frank Fiorelli	1992-95
Doug Fischer	1999-00
Joe Fitzpatrick	1946-47
Jim Flanagan	1971
Jonathon Flynn	1997
Kevin Flynn	1983, 85
Steve Frank	1988-91
Joe Frattone	1990-91
Jim Freeman	1946-49
Scott Fremont	1999-03
Howard Friel	1974
Tom Froio	1970-73

G

Matt Gabrielski	2005-06
Jack Gaffney	1964-66
Gene Gallagher	1955
Tom Gallagher	1979-82
Tony Gallo	1980



From left: Gerry Hunsicker, assistant coach Martin "Peanuts" Pollock, Joe Spiecker, and head coach Harry Booth led the 1974 Hawks to the MAC Championship and the NCAA Tournament. Booth was enshrined in the Saint Joseph's Athletics Hall of Fame in 2006, while Hunsicker is currently the Senior Vice President of Baseball Operations for the Tampa Bay Devil Rays.

The Hawk Will Never Die!

ALL-TIME ROSTER



Jack Gallop	1953-56
Glenn Gamler	1982-84
Gus Ganoudis	1973-76
John "Russell" Gant	1970
Joseph Garbely	1960
Dennis Garvey	1984-85
Mike Garvey	1980-82
Scott Gehringer	2001-02
Mike Gentile	2004-07
Phil Gerretsen	1997-99
Michael Gers	2006-07
Tom Gibson	1998-01
Matt Gilbert	2005
Scott Gilbert	1983
Scott Gilbert	1984-85, 87-88
James Gill	1970
Charlie Gilligan	1946-47
Mel Gindin	1962, 64
Kevin Gladstone	1999
Gene Glavin	1951
Joe Gleason	1976-78
John Glodek	1963, 65-66
Stan Glowacki	1956-57
Justin Godusky	1999-02
Matt Godusky	2004-07
Tom Goetzinger	1995
John Goheen	1950-51
Herman Goldner	1956
Mike Gollnick	1992-94
Mike Gondos	1996-99
Wayne Gordon	1981
Tom Gosselin	1987-88
Joe Gothie	1961-63
Joe Grace	1965-67
Jack Granahan	1960
Gino Grieco	1990
Joel Grimshaw	2004-06
Garth Groman	1980-82
Vince Gullemi	1963
Tim Gunn	1998-01

H	
Ned Hagen	1994
Joe Hall	1956-58
Jason Hamilton	1991-93
Larry Hamrick	1973
Tom Hannigan	1950
Jim Harding	1946-49
Roger Harrington	1965-67
Brian Hartsell	2007
Mike Hauer	1990-91
Chris Heck	1996-97
Dan Hefton	1995-97
Andrew Heineman	2005-06
Fred Heinkel	1979-82
Dan Henry	2004
Joseph Herrman	1959
Jason Hessler	2005-07
Kevin Higgins	1998
Mark Higgins	1986-89
Chris Hildreth	2005-07
Tom Hinkle	1965-67
Ryan Hoagey	2002-05
Jim Hoban	1988
Bob Hoffman	1984
Henry Hoffmann	1959
Erik Holman	2002-03
Joe Homyak	1950-53
Rich Horan	1975-77
Al Horn	1967
Gil Howard	1988-91
Al Hummel	1965-66
Gerry Hunsicker	1970-72
Bob Hurley	1960
Gerry Hurley	1974-77
Joe Hurley	1948-49

I	
Jake Iampietro	2003-05
Mark Imbo	2005-07
Kevin Ingham	1987-90
Randy Irwin	1981-82

J	
Gary Jackson	1967-69
Jeremy Jakubowski	2005-07
Ralph Jedlicka	1999-01

Jed Johnson	1993-96
Mike Jones	1987-88
George Jurosky	1953
Gerry Jurosky	1956-57

K	
Mike Kane	1948-49
Bob Karłowicz	1971-72
Doug Keagle	2004
Bob Kelly	1954-55
Bob Kelly	1974
Jack Kelly	1970-72
Jim Kelly	1973
Jim Kelly	1999-00, 02
Rich Kelly	1968
Jim Kennedy	1989
Brian Kenny	1994-97
Kevin Kirkby	1998-01
Kevin Kline	1995-97
Randy Koch	1974-77
Tim Koch	1984-86
Matt Koerick	2006-07
John Kokol	2000-03
Dick Kollhoff	1959-61
Norm Kraft	1969-71
Craig Kriebel	1980-83
Robert Kriner	1962

L	
Brandon Labrozzi	2004
Ed Laird	1963-64
Tony Lally	1946-49
Dom Lamberto	1980-82
Dave Landers	1969-71
Dan Larocco	1969
Joe Latrechiano	1967-69
Danny Lauer	1993-96
Michael Lauk	1984
Joe Lawlor	1977
Thomas Leggett	1959
Dave Leggieri	1986-89
Kevin Leighton	1995
Tim Lemon	1993-94
Tom Lengel	1990
Joe Leonard	1950-51
Jim Leslie	1983
Greg Levengood	1973-76
Dan Lester	1998-01
Joe Levins	1971-72
Ed Linaugh	1968-70
Ed Lisinski	1985-86
Tim Loebs	1968-69
Jim Lombardi	1967-69
Jesse Long	1955
Mike Long	1977-78
Shawn Lord	1990
Chris Loschiavo	1984
John Ludy	1983-84
John Lyons	1959-61

M	
John Maffey	1983
Matt Malek	1993-96
Ted Malinoski	1974-77
Chris Malinowski	1972-73
Chuck Malloy	1991-94
Tom Maloney	1956
Mike Mangano	1989-92
Ron Manion	1978
Jack Marcellus	1995-97
B.J. Marchese	1993-94
Ed Martini	1966-68
Mike Martino	1990
Joe Maselli	1983-84
Bill Mason	1980-83
Greg Mason	2003-06
Mario Mastropieri	1963
Joe Matteo	1980-81
Joe Mattleman	1967, 69
Ed McAndrew	1962-64
Jim McCabe	1946-48
Kevin McCaffrey	1995-97
"Ace" McCann	1954
Frank McCann	1964
Tom McCann	1965-66
Bill McCollum	2001-04
"Sleepy" McConnell	1954-55



Hawk baseball standouts Bob Poletti, Jack Ramsay (future Naismith Basketball Hall of Fame coach), and Hank Dudek ponder the first day of practice on Finnesey Field in 1949.

George McCrea	1958	John Monaghan	1988-89
Bill McDade	1960-62	Pat Monaghan	2007
Joe McDermott	1967-69	Pat Monahan	1989
Barney McDevitt	1962-63	Dean Moore	1989
Paul McDonald	1990	Jack Moran	1955-56
Gene McGee	1966-68	Jim Moran	1983-86
Pat McGinley	1991-94	Thomas Morrissey	1960-61
Jim McGinness	1965	Jeff Moruzzi	1975-78
Jack McGlone	1950-51	Randy Mower	2007
Gerry McGonigle	1986	Jamie Moyer	1982-84
George McGowan	1946-47	Joe Mucci	2002-04
Colin McHale	2005	Keith Muhs	1982-85
Tom McHugh	1951-54	Joe Mulcahy	1953
Ken McKee	1946-47	Ed Mullaly	1946-47
Jack McKeon	1951-54	Eric Mullen	1993-96
Mike McKinney	1970-72	Kevin Mullen	1979-82
Sean McKinney	1994-97	Mark Mullen	1978-80
Chris McLaughlin	2000-03	Tony Mullen	1976-78
Leo McLaughlin	1946-47	Jim Mulligan	1951-54
Mike McMahan	1980-82	Terry Mulligan	1983
Tom McMahan	1984-86	A.J. Muntz	1986-89
Dick McNally	1950	Frank Murphy	1958
Shawn McNesby	1995-96	Paul Murphy	1989-91
Michael McNicholas	1959	Tom Murphy	1950-51
John Meli	1954	Jim Myers	1966-67
Willie Menke	2002-03		
Joe Menz	1962	N	
Eugene Mercer	1959	Joe Neal	1973
Jason Merrill	2002	Michael Neimkin	2001
Jim Miceli	1992	Mike Noone	2007
Mike Migliarese	1988-90	Pat Nowlan	1973-76
Mike Mignogna	1978-81		
Bill Miller	1970-73	O	
Jeff Miller	1991-93	Bill Oakes	1964-65
Mike Miller	1997-00	Brian Obermeier	1992-95
Mike Minerva	1999-02	Ron Obermeier	1990-93
Chris Moffitt	1987	Jack O'Brien	1946-48
Angelo Molinaro	1959	Jack O'Brien	1956-57



ALL-TIME ROSTER

Jim O'Brien	1967-69
John O'Donnell	1982
Joe O'Grady	1986
Dan O'Leary	1986
John Olivo	1950-51
Matt Omiatek	1996
Dustin Onulak	2003-06
Dewey Oriente	2007
Rich Ott	1971
George Ottinger	1951
Dave Owsik	1968-70

P	
James Padova	1959
Bob Paglione	1957
Rey Panettieri	1976-78
Ben Pamies	1999
Eric Parker	1991-93
David Parks	1983-85
Rich Pascucci	1994-97
Neil Paternoster	1981-83
Stan Patykula	1956-57
Mark Payes	1995-98
Tom Payne	1957, 59
Tom Payne	1986-87
Frank Pelligra	2000
Casimir Peplak	1956
Don Peterson	1998-01
Lou Petrellis	1980-82
Adriano Petruzzi	2004-07
Rob Pimpinella	2002-03, 05
Tom Pippet	1971-73
Bob Poletti	1948-49
Pat Portolese	1957-59
Dan Potts	1974-77
Andrew Powers	2005-07
Chris Prescott	2006-07
Joe Price	1976-78
Joe Profera	1990-93
Phil Pursino	2007
Kenny Pustizzi	2005-07

Q	
James Quarry	1959
Mike Quinn	1983-84
Kevin Quirk	1978-80

R	
Jack Ramsay	1948-49
Al Readinger	1950-52
Joe Reagan	1954
Frank Reed	1957-59
Robbie Reed	1997-00
Jim Reilly	1998-01
Pat Reilly	2000-02
John Renihan	1953-54
John Reusche	1971-74
Paul Rihn	1964
Adam Rivera	2007
Joseph Roach	1960
Jim Robie	1961-62
Brian Rodden	1985
Manuel Rodriguez	1969
Denis Rogers	1988
Mark Rogers	1985
John Rutkowski	1963
James Ryan	1956

S	
Ed Sabedra	1969
Tony Saggiomo	1995
Steve Sala	1994-97
Gene Sandone	1972
Pat Santone	2003-04
Tom Santoni	1989
Pat Santry	2005-06
Joe Savage	1972-73
Terry Schade	1967-69
Brian Schappert	2004
Jack Scharff	1962-63
Jack Schultz	1955
Jack Schwartz	1950-51
Jereme Scott	2005-07
Bob Searcy	1982
Mark Seitzinger	1996-97
Dennis Senackerib	1988-90
Leon Sendecki	1978-81
Pete Serpico	1980
Mike Sharkey	1993-96
Tom Shay	1950
Jack Shea	1946-47
Jack Shields	1957, 59
Doug Sieger	1998-01
Bill Simpson	1971-72
Matt Skordinski	1995-97



John Smithson, a 1968 graduate of Saint Joseph's, finished his career with a 9-4 record. He ranks seventh all-time with a career ERA of 3.45. Smithson currently serves as the Chairman of the University's Board of Trustees.

Gordie Slivinski	1970-72
Drew Smith	2007
Gerry Smith	1958
Tim Smith	2006-07
John Smithson	1966-68
Andy Soltys	1958
Evan Spano	2007
"Spitz" Sparagna	1946-49
Joe Spiecker	1971-74
Mike Sposato	1995-97
Ryan Stadanick	2003-04
Rick Stauffer	1971-73
Bill Stewart	1975-78
Fred Stinner	1984, 86
Chris Stoffere	1983
John Straub	1987
Joe Strauss	1990-91
Kevin Sullivan	1970
Dick Sullivan	1960-62
Brian Sweeney	1983-85
Greg Sylvester	1985-86

T	
Jim Talarico	1968-69
Greg Tamaccio	1981
Jason Tarewicz	2001-04
Johnny Taulane	1955
Tom Tegler	1991-92
Duryel Thomas	1977-79
Dave Thornton	1976-79
Mike Tolan	1996-97
Arthur Tomkinson	1959
Joe Tracey	1961-63
Joe Tremoglie	1993-96
Justin Trudell	2006-07
Paul Tucker	1971-74
Jack Tumas	1957
Ed Tyler	1974-77

U	
Bob Unkel	2004-06

V	
David Valesente	2007
Clint Vance	1990-91
Sean Vandegriff	1992-93
Eric Vardijan	2001-03
Tom Verratti	1990-92
Tim Versprille	1985
Matt Villei	1989-90
Carl Vogt-Lowell	1968-69
Jason Volker	2003-04
Vince Volpe	1992

W	
Joe Walls	1963
Mike Walls	2000-03
Ed Walsh	1963-65
Kevin Walsh	2004-07
Tom Walsh	1965
Jim Waring	1990
Bill Weingartner	1992-95
Charles Welsh	1956
James Welsh	1975
Ben Wendle	2006-07
Don Werner	2005-07
Matt Weygand	1989
Chris Wicks	2003
Joseph Wiedeman	1959-60
Mike Wilkin	1998
Jim Wilks	1976-77
Jeff Williams	2004-07
Jim Wills	1985-86
Steve Wills	1992-94
Joe Wilson	1955-56
Frank Wolfer	1969
Justin Wolfer	2001-02
Erick Woods	1999
Ryan Woods	1998-01
Jay Wrabel	1987-90
Pat Wujcik	1983
Joseph Wusinich	1967
Eric Wyatt	1998-01
Dennis Wynne	1964
Tom Wynne	1961-63

Y	
Nathan Yeagle	1994-97
Steve Yentsch	1974-77
Jack Young	1976-78

Z	
Tom Zampino	1975-78
Ben Zanghi	1990
Bill Zeits	1993
Matthew Zetti	2007
Joe Zuchowicz	1980-81
Lud Zurnieden	1953

* Includes all players who have appeared in at least one varsity game. 2008 Hawks in **BOLD**.



Saint Joseph's Director of Athletics Don DiJulia was a two-sport athlete as an undergrad at SJU. DiJulia was a member of the baseball team in 1965 and was also part of the Hawk basketball squad.

ALL-TIME RESULTS



KEY TO SYMBOLS:

W- win, L- loss, T- tie, (-) - site unknown, Home Games in CAPS
 * - conference game, + - conference tournament, # - NCAA Tournament
 \$ - Liberty Bell Classic Tournament

PRIMARY HOME SITES:

1990-present..... Elmwood Park (Latschaw/McCarthy Field)
 1961-74, 1987-89..... Narberth Field
 1975-80, 1982-86..... Bryn Mawr Polo Field
 1946, 1981..... South Ardmore Field
 1960..... 33rd & Dauphin
 1959..... General Wayne Field
 1947-58..... Finnesey Field



Legendary Hawk coach Pep Young instructs batting form.

1946 (W 1, L 7)

4/13 @ Rider.....4-11 L
 4/22 @ Scranton.....5-9 L
 5/8 @ Penna. Military.....3-1 W
 5/10 @ Loyola-Md.....9-12 L
 5/11 @ Georgetown.....1-8 L
 5/15 Lafayette (-).....1-9 L
 5/25 SCRANTON.....7-8 L
 5/31 GEORGETOWN.....0-1 L

1947 (W 5, L 10)

4/2 @ Pennsylvania.....6-14 L
 4/8 @ La Salle.....1-5 L
 4/11 @ Loyola-Md.....3-1 W
 4/12 @ Georgetown.....4-15 L
 4/16 @ Haverford.....13-1 W
 4/19 TEMPLE.....0-4 L
 4/23 @ Swarthmore.....10-11 L
 4/30 @ West Chester.....6-5 W
 5/7 LEBANON VALLEY.....1-7 L
 5/14 @ Penna. Military.....3-4 L
 5/17 WEST CHESTER.....10-4 W
 5/23 GEORGETOWN.....6-8 L
 5/24 @ Temple.....3-4 L
 5/27 LA SALLE.....6-5 W
 5/31 LOYOLA-MD.....6-10 L

1948 (W 6, L 5)

@ Temple.....6-11 L
 LOYOLA-MD.....7-4 W
 HAVERFORD.....15-8 W
 WEST CHESTER.....2-7 L
 SCRANTON.....9-6 W
 LA SALLE.....14-4 W
 MUHLENBERG.....5-13 L
 LOYOLA-MD.....8-5 W
 @ Mount St. Mary's.....7-8 L
 LA SALLE.....10-9 W
 @ West Chester.....1-6 L

1949 (W 11, L 7)

4/9 Rider (-).....4-9 L
 4/13 Haverford (-).....16-2 W
 4/19 @ Loyola-Md.....13-7 W
 4/20 Albright (-).....4-3 W
 4/27 Drexel (-).....17-7 W
 4/29 La Salle (-).....4-8 L
 4/30 @ Lebanon Valley.....5-3 W
 5/4 Loyola-Md (-).....5-6 L
 5/7 Haverford (-).....8-2 W
 5/11 La Salle (-).....10-2 W
 5/13 Muhlenberg (-).....5-3 W
 5/14 Pennsylvania (-).....13-4 W
 5/16 Rutgers-Newark (-).....4-0 W
 5/18 Penna. Military (-).....11-1 W
 5/21 West Chester (-).....0-7 L
 5/25 Temple (-).....1-6 L
 5/28 Drexel (-).....8-10 L
 6/1 Seton Hall (-).....2-10 L

1950 (W 6, L 8)

4/8 @ Pennsylvania.....6-13 L
 4/12 LA SALLE.....4-20 L
 4/15 SCRANTON.....4-3 W
 4/17 LOYOLA-MD.....12-4 W
 4/19 West Chester (-).....9-15 L
 4/22 @ La Salle.....3-2 W
 4/29 SETON HALL.....5-3 W
 5/4 LEBANON VALLEY.....6-13 L
 5/10 @ Haverford.....10-4 W
 5/13 @ Seton Hall.....9-11 L
 5/17 @ Drexel.....13-9 W
 5/23 @ Temple.....6-15 L
 5/27 ST. PETER'S.....0-11 L
 6/3 @ Albright.....2-4 L

1951 (W 7, L 8, T 1)

@ Lebanon Valley.....4-3 W
 @ Drexel.....2-1 W
 ST. JOHN'S.....4-18 L
 @ Haverford.....11-14 L
 @ La Salle.....1-20 L
 @ West Chester.....6-6 T
 FRANK & MARSHALL.....8-3 W
 LOYOLA-MD.....9-3 W
 ELIZABETHTOWN.....11-7 W
 ALBRIGHT.....7-8 L
 HAVERFORD.....2-6 L
 @ Loyola-Md.....15-8 W
 TEMPLE.....3-2 W

1952 (W 5, L 7)

Drexel (-).....9-7 W
 La Salle (-).....0-6 L
 Elizabethtown (-).....6-4 W
 @ Temple.....3-6 L
 @ Haverford.....9-4 W
 LA SALLE.....2-7 L
 MUHLENBERG.....3-2 W
 HAVERFORD.....6-2 W
 WEST CHESTER.....5-12 L
 TEMPLE.....1-4 L
 @ Drexel.....1-4 L
 Rider (-).....2-8 L

1953 (W 2, L 10)

LEBANON VALLEY.....1-8 L
 @ La Salle.....5-10 L
 DREXEL.....8-4 W
 PENNA. MILITARY.....3-7 L
 RIDER.....4-8 L
 Temple (-).....5-8 L
 Drexel (-).....5-12 L
 Temple (-).....2-3 L
 @ Albright.....3-2 W
 LA SALLE.....4-6 L
 West Chester (-).....0-10 L
 West Chester (-).....1-4 L

1954 (W 5, L 11)

Pennsylvania (-).....5-2 W
 Drexel (-).....1-13 L
 Moravian (-).....1-2 L
 Muhlenberg (-).....10-29 L
 Haverford (-).....8-5 W
 West Chester (-).....1-3 L
 Georgetown (-).....0-1 L
 Villanova (-).....0-15 L
 Penna. Military (-).....1-6 L
 Haverford (-).....12-5 W
 Drexel (-).....5-2 W
 La Salle (-).....2-4 L
 La Salle (-).....3-5 L
 Franklin & Marshall (-).....4-8 L
 West Chester (-).....1-8 L
 Temple (-).....11-9 W

1955 (W 6, L 13)

Haverford (-).....12-3 W
 Pennsylvania (-).....9-10 L
 Muhlenberg (-).....2-4 L
 Rider (-).....3-2 W
 Temple (-).....2-11 L
 Haverford (-).....13-8 W
 Drexel (-).....4-5 L
 Elizabethtown (-).....4-3 W
 Drexel (-).....5-6 L
 Penna. Military (-).....10-8 W
 Albright (-).....3-8 L
 La Salle (-).....3-5 L
 Villanova (-).....5-11 L
 Moravian (-).....6-11 L
 Georgetown (-).....9-7 W
 Villanova (-).....1-7 L
 West Chester (-).....5-6 L
 Franklin & Marshall (-).....5-15 L
 Temple (-).....5-8 L

1956 (W 6, L 12)

4/11 West Chester (-).....1-4 L
 4/14 Georgetown (-).....8-12 L
 4/17 Temple (-).....6-5 W
 4/20 Villanova (-).....0-11 L
 4/21 Haverford (-).....11-9 W
 4/24 La Salle (-).....3-12 L
 4/28 Elizabethtown (-).....1-3 L
 5/1 Haverford (-).....5-1 W
 5/3 Franklin & Marshall (-).....4-8 L
 5/5 Muhlenberg (-).....2-3 L
 5/8 La Salle (-).....10-5 W
 5/12 Moravian (-).....0-1 L
 5/13 West Chester (-).....1-4 L
 5/15 Drexel (-).....5-12 L
 5/16 Pennsylvania (-).....7-12 L
 5/17 Villanova (-).....12-6 W
 5/19 Penna. Military (-).....12-4 W
 5/22 Temple (-).....1-7 L

1957 (W 7, L 11)

4/13 West Chester (-).....7-9 L
 4/16 Temple (-).....3-7 L
 4/18 Haverford (-).....14-2 W
 4/25 Muhlenberg (-).....4-3 W
 4/26 La Salle (-).....5-18 L
 4/27 Penna. Military (-).....7-6 W
 4/30 Haverford (-).....12-2 W
 5/2 Rutgers-Camden (-).....8-6 W
 5/3 Franklin & Marshall (-).....8-2 W
 5/4 Villanova (-).....5-9 L
 5/9 Pennsylvania (-).....9-2 W
 5/10 Albright (-).....1-10 L
 5/13 Villanova (-).....1-6 L
 5/16 Temple (-).....4-13 L
 5/17 La Salle (-).....7-12 L
 5/18 Penna. Military (-).....1-3 L
 5/22 Drexel (-).....3-8 L
 5/25 West Chester (-).....0-10 L

1958 (W 6, L 10)

Temple (-).....4-11 L
 Penna. Military (-).....7-3 W
 La Salle (-).....1-11 L
 La Salle (-).....1-22 L
 West Chester (-).....1-2 L
 Penna. Military (-).....12-5 W
 Haverford (-).....13-6 W
 Pennsylvania (-).....4-5 L
 Rutgers-Camden (-).....9-7 W
 Haverford (-).....8-3 W
 Villanova (-).....7-4 W
 Muhlenberg (-).....4-5 L
 La Salle (-).....0-13 L
 Villanova (-).....0-14 L
 Drexel (-).....3-7 L
 Franklin & Marshall (-).....1-8 L
 West Chester (-).....1-4 L

1959 (W 2, L 16)

4/10 Swarthmore (-).....0-14 L
 4/16 Temple (-).....1-20 L
 4/17 Villanova (-).....1-19 L
 4/18 Penna. Military (-).....0-5 L
 4/22 La Salle (-).....3-16 L
 4/24 West Chester (-).....1-19 L
 4/25 Georgetown (-).....11-10 W
 4/29 Haverford (-).....3-7 L
 5/2 Franklin & Marshall (-).....4-9 L
 5/5 Temple (-).....3-2 W
 5/7 Rutgers-Camden (-).....3-9 L
 5/8 Drexel (-).....6-9 L
 5/9 Haverford (-).....2-11 L
 5/13 Villanova (-).....3-16 L
 5/15 Elizabethtown (-).....0-13 L
 5/16 La Salle (-).....2-5 L
 5/21 Pennsylvania (-).....7-17 L
 5/23 West Chester (-).....6-7 L

1960 (W 7, L 11)

4/2 Frank & Marshall (-).....16-13 W
 4/9 @ Haverford (-).....10-0 W
 4/13 @ Rutgers-S. Jersey (-).....1-4 L
 4/14 @ Temple (-).....0-7 L
 4/21 @ La Salle (-).....1-7 L
 4/23 @ West Chester (-).....2-1 W
 4/25 Moravian (-).....2-3 L
 4/26 @ Penna. Military (-).....5-4 W
 4/30 @ Villanova (-).....0-13 L
 5/2 @ Temple (-).....0-7 L
 5/6 @ Swarthmore (-).....6-5 W

5/7 * Penna. Military (-).....17-8 W
 5/11 * Haverford (-).....11-2 W
 5/14 * La Salle (-).....3-13 L
 5/16 Albright (-).....1-4 L
 5/19 Villanova (-).....1-16 L
 5/21 * West Chester (-).....0-8 L
 5/23 Pennsylvania (-).....0-14 L

1961 (W 10, L 10)

4/4 * Temple (-).....0-7 L
 4/5 * Drexel (-).....13-12 W
 4/8 * Haverford (-).....8-5 W
 4/12 * Elizabethtown (-).....6-4 W
 4/14 * Albright (-).....4-7 L
 4/15 Villanova (-).....5-10 L
 4/19 Pennsylvania (-).....2-3 L
 4/20 * La Salle (-).....3-6 L
 4/22 * West Chester (-).....9-16 L
 4/25 * Penna. Military (-).....6-4 W
 4/26 Villanova (-).....9-21 L
 4/28 Franklin & Marshall (-).....3-0 W
 4/29 * Moravian (-).....10-13 L
 4/30 * Temple (-).....4-2 W
 5/4 * West Chester (-).....2-1 W
 5/6 * Penna. Military (-).....0-5 L
 5/10 * HAVERFORD.....8-7 W
 5/13 * @ Swarthmore.....3-5 L
 5/16 * LA SALLE.....3-2 W
 5/18 * @ Rutgers-Camden.....8-0 W

1962 (W 7, L 11, T 1)

3/31 * @ Muhlenberg.....8-6 W
 4/2 * TEMPLE.....3-6 L
 4/10 @ Drexel.....4-4 T
 4/14 WEST CHESTER.....3-7 L
 4/16 * DELAWARE.....0-6 L
 4/19 * LA SALLE.....4-10 L
 4/24 @ Penna. Military.....5-3 W
 4/25 GEORGETOWN.....9-8 W
 4/26 @ Villanova.....7-18 L
 4/28 @ Moravian.....3-4 L
 4/30 * @ Temple.....8-0 W
 5/3 VILLANOVA.....6-8 L
 5/5 * @ Gettysburg.....2-5 L
 5/7 @ Pennsylvania.....4-5 L
 5/9 @ Haverford.....17-6 W
 5/12 SWARTHMORE.....15-13 W
 5/15 * @ La Salle.....5-6 L
 5/17 RUTGERS-CAMDEN.....14-5 W
 5/19 @ West Chester.....3-11 L

1963 (W 7, L 11)

3/29 * @ Temple.....1-2 L
 4/3 PENNSYLVANIA.....8-5 W
 4/6 @ Haverford.....10-8 W
 4/9 DREXEL.....8-3 W
 4/10 ALBRIGHT.....15-9 W
 4/15 VILLANOVA.....4-3 W
 4/17 * @ Lafayette.....8-12 L
 4/19 * @ La Salle.....8-10 L
 4/20 * @ Bucknell.....0-10 L
 4/22 * @ Delaware.....0-5 L
 4/27 * GETTYSBURG.....3-8 L
 4/30 * TEMPLE.....5-11 L
 5/2 @ Villanova.....2-6 L
 5/4 @ Penna. Military.....3-5 L
 5/8 @ West Chester.....9-11 L
 5/11 @ Swarthmore.....10-2 W
 5/13 * MUHLENBERG.....2-4 L
 5/16 * LA SALLE.....10-9 W

1964 (W 5, L 9, T 2)

3/31 * TEMPLE.....8-8 T
 4/4 * LAFAYETTE.....3-10 L
 4/9 @ Pennsylvania.....8-0 W
 4/11 * Villanova.....2-1 W
 4/16 * LA SALLE.....2-5 L
 4/24 VILLANOVA.....3-13 L
 4/25 * @ Gettysburg.....6-7 L
 4/27 * @ Temple.....0-13 L
 5/4 PENNA. MILITARY.....5-7 L
 5/5 @ Rider.....0-13 L
 5/6 * DELAWARE.....0-12 L
 5/8 SWARTHMORE.....13-2 W
 5/11 @ Villanova.....2-4 L
 5/13 WEST CHESTER.....4-4 T
 5/15 * @ La Salle.....5-2 W
 5/16 * BUCKNELI.....9-8 W

1965 (W 12, L 4, T 1)

3/30 @ Villanova.....2-0 W
 4/6 * @ Temple.....3-0 W
 4/8 CASTLETON STATE.....13-11 W
 4/10 ALBRIGHT.....7-3 W
 4/12 PENNSYLVANIA.....6-5 W
 4/14 * @ La Salle.....1-3 L
 4/19 * HOFSTRA.....8-1 W
 4/28 @ Haverford.....6-4 W
 5/1 * @ Delaware.....8-2 W
 5/4 * TEMPLE.....3-3 T
 5/7 @ Swarthmore.....11-0 W
 5/8 * GETTYSBURG.....5-3 W
 5/11 @ West Chester.....3-5 L
 5/13 * LA SALLE.....2-4 L
 5/15 @ Bucknell.....5-8 L
 5/18 @ Penna. Military.....10-5 W
 5/19 DREXEL.....14-1 W

1966 (W 12, L 8)

3/30 @ Pennsylvania.....3-2 W
 4/1 CASTLETON STATE.....18-1 W
 4/4 GLASSBORO STATE.....8-5 W
 4/6 * TEMPLE.....3-8 L
 4/9 * LAFAYETTE.....4-9 L
 4/12 * URSINUS.....15-0 W
 4/14 * LA SALLE.....1-3 L
 4/16 @ Albright.....6-2 W
 4/18 VILLANOVA.....3-12 L
 4/21 * DELAWARE.....8-7 W
 4/23 @ Rider.....3-4 L
 4/27 HAVERFORD.....6-5 W
 5/4 * @ Temple.....5-16 L
 5/6 SWARTHMORE.....11-11 W
 5/10 * WEST CHESTER.....9-0 W
 5/12 * La Salle.....3-4 L
 5/14 FRANK & MARSHALL.....2-1 W
 5/17 PENNA. MILITARY.....5-8 L
 5/18 @ Drexel.....8-5 W

1967 (W 12, L 10)

3/30 PENNSYLVANIA.....17-9 W
 4/1 * @ Lehigh.....0-15 L
 4/3 * @ Temple.....6-12 L
 4/5 @ Penna. Military.....12-3 W
 4/11 * @ Ursinus.....3-5 L
 4/13 * @ La Salle.....1-4 L
 4/15 ALBRIGHT.....12-8 W
 4/17 @ Glassboro State.....3-4 L
 4/19 * @ Delaware.....2-1 W
 4/22 * RIDER.....5-17 L
 4/26 @ Villanova.....6-10 L



ALL-TIME RESULTS

4/29	* GETTYSBURG5-7 L
4/29	* DREXEL5-2 W
5/1	* LA SALLE7-5 W
5/3	* TEMPLE3-2 W
5/5	* @ Swarthmore10-5 W
5/9	* @ West Chester11-2 W
5/12	* @ Lafayette1-2 L
5/13	* @ Franklin & Marshall0-2 L
5/13	* @ Franklin & Marshall2-0 W
5/17	* DREXEL5-4 W
5/19	* PHILA. TEXTILE18-11 W

1968 (W 15, L 7, T 1)		
3/25	* CASTLETON STATE7-4 W
4/1	* @ Pennsylvania10-7 W
4/3	* PENNA. MILITARY16-5 W
4/5	* @ LEHIGH18-6 W
4/6	* VILLANOVA4-7 L
4/11	* FROSTBURG STATE8-4 W
4/13	* TEMPLE5-2 W
4/17	* LAFAYETTE3-4 L
4/20	* LA SALLE11-3 W
4/23	* @ Rider6-9 L
4/25	* PHILA. TEXTILE20-1 W
4/27	* Haverford10-4 W
4/29	* @ Albright3-1 W
5/1	* @ Gettysburg3-6 L
5/4	* DELAWARE3-4 L
5/4	* DELAWARE6-5 W
5/5	* FRANK&MARSHALL10-8 W
5/6	* AMERICAN7-6 W
5/6	* @ La Salle7-4 W
5/11	* WEST CHESTER5-5 T
5/14	* @ Temple1-2 L
5/15	* @ Drexel1-6 L
5/18	* SWARTHMORE9-4 W

1969 (W 11, L 11, T 1)		
3/29	* @ Franklin & Marshall6-0 W
3/29	* @ Franklin & Marshall3-1 W
3/31	* @ Lehigh4-6 L
4/2	* @ Haverford4-3 W
4/8	* TEMPLE1-8 L
4/10	* @ Glassboro State10-4 W
4/11	* @ Pennsylvania6-4 W
4/13	* @ American7-6 W
4/15	* @ Lafayette4-5 L
4/18	* @ La Salle1-1 T
4/23	* RIDER4-6 L
4/26	* GETTYSBURG7-1 W
4/26	* GETTYSBURG11-5 W
4/28	* ALBRIGHT15-4 W
5/2	* @ Villanova5-7 L
5/3	* @ Hofstra7-11 L
5/5	* DREXEL8-0 W
5/7	* LA SALLE5-6 L
5/10	* @ Delaware8-16 L
5/10	* @ Delaware6-7 L
5/14	* @ Temple2-3 L
5/15	* @ Penna. Military8-3 W
5/17	* @ Swarthmore2-3 L

1970 (W 15, L 6)		
4/4	* TEMPLE7-6 L
4/6	* GLASSBORO STATE7-4 W
4/7	* FRANK&MARSHALL10-2 W
4/9	* @ American6-2 W
4/9	* @ American7-6 W
4/13	* GEORGETOWN13-4 W
4/17	* LA SALLE12-2 W
4/19	* HOFSTRA2-3 L
4/19	* HOFSTRA12-2 W
4/22	* @ Rider5-1 W
4/25	* Haverford3-2 W
4/27	* @ Albright4-0 W
4/28	* @ La Salle10-2 W
4/29	* PENNSYLVANIA10-9 W
5/1	* VILLANOVA10-13 L
5/3	* @ Temple6-2 W
5/8	* @ West Chester3-5 L
5/8	* @ West Chester6-7 L
5/9	* @ Gettysburg4-1 W
5/9	* @ Gettysburg2-3 L
5/11	* LAFAYETTE6-5 W

1971 (W 19, L 7, T 1)		
3/27	* WEST CHESTER3-3 T
3/30	* VILLANOVA11-7 W
4/1	* RIDER5-8 L
4/3	* @ Franklin & Marshall4-2 W
4/3	* @ Franklin & Marshall8-0 W
4/4	* @ Temple12-6 W
4/8	* LA SALLE7-2 W
4/10	* AMERICAN3-7 L
4/10	* AMERICAN13-5 W
4/13	* @ Penna. Military21-2 W
4/14	* DREXEL1-3 L
4/15	* TEMPLE7-6 W
4/17	* @ Hofstra1-0 W
4/17	* @ Hofstra5-2 W
4/20	* @ La Salle8-4 W
2/24	* @ Delaware15-10 W
2/24	* @ Haverford9-6 W
2/26	* ALBRIGHT16-5 W
2/28	* WEST CHESTER1-5 L

5/1	* @ Villanova8-7 W
5/3	* @ Drexel0-2 L
	* @ West Chester3-0 W
5/10	* @ Temple7-3 W
5/27	* # vs. Penn State3-0 W
5/28	* # vs. Seton Hall1-8 L
5/28	* # vs. Penn State2-1 W
5/29	* # vs. Seton Hall1-4 L

1972 (W 12, L 6, T 1)		
3/28	* Villanova (-)1-6 L
3/30	* Rider (-)3-4 L
4/1	* Franklin & Marshall (-)8-4 W
4/5	* Haverford (-)12-2 W
4/6	* La Salle (-)14-4 W
4/11	* Pennsylvania (-)7-2 W
4/12	* Drexel (-)7-0 W
4/17	* La Salle (-)15-5 W
4/18	* Lehigh (-)3-4 L
4-20	* Delaware (-)5-3 W
4/21	* Temple (-)4-5 L
4/25	* @ Rider (-)3-0 W
4/26	* West Chester (-)10-6 W
	* Temple (-)3-4 L
	* @ Temple (-)4-1 W
	* Hofstra (-)4-3 W
5/6	* Villanova (-)7-7 T
5/8	* West Chester (-)7-11 L

1973 (W 15, L 6)		
	* Rider (-)4-5 L
	* Glassboro State (-)2-4 L
	* Phila. Textile (-)12-2 W
	* Villanova (-)9-3 W
	* Oberlin (-)6-1 W
	* @Franklin & Marshall11-1 W
	* @ Franklin & Marshall6-1 W
	* @ West Chester6-2 W
	* AMERICAN7-2 W
	* AMERICAN2-0 W
	* @ Haverford8-3 W
	* Drexel (-)3-0 W
	* Hofstra (-)3-4 L
	* Hofstra (-)2-3 L
	* La Salle (-)9-6 W
	* @ La Salle6-2 W
	* Temple (-)4-5 L
	* Albright (-)5-0 W
	* Albright (-)7-0 W
	* West Chester (-)1-3 L
	* Lafayette (-)5-2 W

1974 (W 17, L 15)		
3/4	* @ Fla. International3-4 L
3/5	* @ Miami-Fla.2-9 L
3/6	* @ Miami-Fla.2-5 L
3/7	* @ Biscayne6-7 L
3/8	* @ Biscayne12-4 W
3/9	* @ Fla. International3-4 L
3/10	* @ Fla. International1-4 L
3/26	* VILLANOVA3-4 L
4/7	* @ American13-3 W
4/7	* @ American6-5 W
4/8	* @ Rider12-4 W
4/10	* @ Drexel9-5 W
4/11	* DREXEL5-0 W
4/17	* vs. Hofstra5-6 L
4/17	* vs. Hofstra4-2 W
4/18	* Haverford (-)6-2 W
4/20	* vs. West Chester8-4 W

4/21	* @ West Chester6-7 L
4/23	* @ Temple6-4 W
4/25	* TEMPLE6-4 W
4/24	* vs. Delaware8-10 L
4/27	* Villanova (-)7-1 W
5/5	* @ La Salle6-2 W
5/7	* La Salle (-)5-10 L
5/11	* vs. Delaware6-5 W
5/12	* @ Delaware2-6 L
5/14	* @ Delaware9-8 W
5/24	* # vs. St. John's4-1 W
5/25	* # vs. Seton Hall3-4 L
5/25	* # vs. St. John's0-8 L
(two games missing)		

1975 (W 14, L 10)		
	* Miami-Fla.7-10 L
	* @ Miami-Fla.1-4 L
	* @ Fla. International0-2 L
	* @ Fla. International6-14 L
	* @ Fla. International5-1 W
	* @ Fla. International4-3 W
	* @ Pennsylvania2-19 L
	* @ Haverford9-1 W
	* AMERICAN5-2 W
	* AMERICAN7-6 W
	* RIDER2-17 L
	* @ Drexel16-3 W
	* @ Drexel4-1 W
	* @ Hofstra2-1 W
	* @ Hofstra6-3 W
	* GEORGETOWN5-0 W
	* LAFAYETTE7-6 W
	* GLASSBORO STATE8-3 W
	* TEMPLE2-10 L
	* @ Temple2-13 L
	* @ Villanova1-4 L
	* @ Villanova2-6 L
	* PHILA. TEXTILE6-5 W
	* West Chester3-1 W

1976 (W 17, L 8)		
3/1	* @ Fla. International7-5 W
3/2	* @ Fla. International9-7 W
3/3	* @ Fla. International3-14 L
3/23	* LEHIGH6-3 W
3/27	* @ La Salle11-5 W
3/27	* @ La Salle9-0 W
3/31	* @ Haverford16-0 W
4/3	* @ American0-1 L
4/3	* @ American2-1 W
4/4	* @ Rider9-2 W
4/1	* TRENTON STATE2-3 L
4/10	* @ Drexel3-4 L
4/10	* @ Drexel11-1 W
4/11	* @ Villanova5-9 L
4/12	* @ West Chester12-7 W
4/14	* DELAWARE1-6 L
4/15	* VILLANOVA12-1 W
4/17	* HOFSTRA19-1 W
4/17	* HOFSTRA12-3 W
4/19	* @ Lafayette8-7 W
4/20	* WEST CHESTER12-6 W
4/21	* FRANKLIN & MARSH.8-0 W
4/22	* @ Glassboro State5-8 L
4/24	* @ Temple9-10 L
4/24	* @ Temple5-0 W

1977 (W 19, L 13, T 1)		
3/6	* @ Fla. International6-5 W
3/7	* vs. Howard7-17 L

3/8	* @ Fla. International10-5 W
3/9	* vs. Dayton9-2 W
3/11	* @ Fla. International2-7 L
3/12	* vs. Dayton12-9 W
3/23	* @ Lehigh4-4 T
3/26	* LA SALLE7-14 L
3/26	* LA SALLE10-4 W
3/27	* Holy Cross (-)1-6 L
3/27	* Holy Cross (-)4-1 W
3/29	* West Chester (-)3-2 W
3/30	* Haverford (-)12-1 W
4/7	* Rider (-)7-8 L
4/9	* DREXEL23-1 W
4/9	* DREXEL9-5 W
4/11	* Trenton State (-)14-5 W
4/13	* Delaware (-)5-16 L
4/14	* Villanova (-)14-8 W
4/15	* Villanova (-)12-22 L
4/16	* @ Hofstra12-6 W
4/16	* @ Hofstra20-6 W
4/17	* Phila. Textile (-)4-3 W
4/17	* Phila. Textile (-)9-8 W
4/18	* Pennsylvania (-)7-18 L
4/19	* West Chester (-)5-8 L
4/20	* Franklin & Marshall (-)8-6 W
4/21	* Temple (-)3-6 L
4/22	* Temple (-)2-6 L
	* AMERICAN4-1 W
	* AMERICAN3-2 W
	+ Delaware (-)1-2 L
	+ West Chester (-)2-8 L

1978 (W 12, L 20)		
	* @ Fla. International2-3 L
	* @ Miami-Fla.0-11 L
	* @ Miami-Fla.4-6 L
	* @ Fla. International5-14 L
	* @ Biscayne4-11 L
	* @ Fla. International8-9 L
	* @ Biscayne0-12 L
	* Swarthmore (-)14-2 W
	* Haverford (-)7-6 W
	* Villanova (-)15-10 W
	* @ American12-13 L
	* @ American8-3 W
	* Trenton State (-)11-8 W
	* Rider (-)2-1 L
	* @ Drexel7-8 L
	* @ Drexel4-13 L
	* Loyola-Md (-)11-13 L
	* Lafayette (-)8-5 W
	* West Chester (-)6-12 L
	* Delaware (-)6-19 L
	* HOFSTRA12-6 W
	* HOFSTRA11-7 W
	* Phila. Textile (-)11-4 W
	* Phila. Textile (-)16-9 W
	* Pennsylvania (-)8-20 L
	* Temple (-)7-9 L
	* Temple (-)9-18 L
	* Villanova (-)16-13 W
	* @ Glassboro State2-25 L
	* @ La Salle11-12 L
	* @ La Salle12-7 W
	* West Chester (-)9-14 L

1979 (W 12, L 17)		
3/5	* @ Fla. International2-10 L
3/6	* @ Miami-Fla.2-6 L
3/7	* @ Biscayne2-12 L
3/8	* @ Fla. International0-4 L

3/9	* @ Miami-Fla.5-8 L
3/10	* vs. James Madison0-11 L
3/26	* @ Villanova4-2 W
3/28	* @ Haverford5-0 W
3/30	* VILLANOVA3-12 L
3/31	* AMERICAN6-3 W
3/31	* AMERICAN4-0 W
4/5	* @ Rider2-3 L
4/7	* DREXEL6-4 W
4/7	* DREXEL4-0 W
4/11	* WEST CHESTER1-4 L
4/17	* @ Pennsylvania6-11 L
4/19	* @ Temple7-8 L
4/20	* TEMPLE5-14 L
4/22	* SETON HALL6-16 L
4/23	* @ Spring Garden12-13 L
4/24	* @ Hofstra19-2 W
4/24	* @ Hofstra17-6 W
4/25	* @ Phila. Textile7-21 L
4/29	* LA SALLE8-5 W
4/29	* LA SALLE12-7 W
5/4	* @ Delaware5-3 W
5/5	* vs. West Chester8-0 W
5/6	* @ Delaware8-12 L
5/6	* @ Delaware6-7 L

1980 (W 14, L 14)		
3/2	* @ Biscayne4-2 W
3/3	* @ Biscayne1-10 L
3/4	* @ Miami-Fla.0-6 L
3/5	* @ Miami-Fla.4-12 L
3/7	* @ Fla. International2-25 L
3/8	* vs. Buffalo9-4 W
3/26	* @ Haverford4-2 W
3/27	* PHILA. TEXTILE9-7 W
4/2	* @ American3-2 W
4/2	* @ American1-3 L
4/3	* RIDER3-8 L
4/7	* @ Seton Hall1-13 L
4/8	* @ Drexel7-2 W
4/11	* @ Drexel3-1 W
4/12	* HOFSTRA12-3 W
4/12	* HOFSTRA5-6 L
4/16	* PENNSYLVANIA10-9 W
4/17	* Temple0-1 L
4/18	* @ Temple0-10 L
4/19	* @ Villanova2-15 L
4/20	* @ Lafayette17-12 W
4/21	* SPRING GARDEN16-6 W
4/22	* @ Glassboro State4-7 L
4/23	* @ Phila. Textile4-5 L
4/24	* VILLANOVA12-10 W
4/26	* @ La Salle12-3 W
4/26	* @ La Salle13-8 W
5/3	* vs. American6-7 L

1981 (W 15, L 16, T 2)		
	* @ Fla. International0-1 L
	* @ Miami-Fla.4-14 L
	* @ Fla. International3-26 L
	* @ Miami-Fla.0-11 L
	* @ Miami-Fla.7-15 L
	* vs. Indiana State4-6 L
	* vs. Indiana State12-5 W
	* SWARTHMORE15-0 W
	* @ Phila. Textile7



ALL-TIME RESULTS



The Hawks receive instruction from Baseball Hall of Famer Jim Palmer in 1976.

* AMERICAN.....	7-6 W
vs. Villanova.....	14-9 W
@ West Chester.....	6-9 L
@ Rider.....	1-10 L
PHILA. TEXTILE.....	7-4 W
WEST CHESTER.....	1-10 L
@ Widener.....	7-9 L
@ Hofstra.....	22-16 W
* Hofstra.....	4-0 W
NIAGARA.....	12-1 W
LAFAYETTE.....	6-1 W
GLASSBORO STATE.....	4-3 W
@ Pennsylvania.....	3-6 L
@ Villanova.....	8-6 W
@ Temple.....	9-7 W
* TEMPLE.....	4-7 L
DREXEL.....	1-6 L
* DREXEL.....	8-3 W
* LA SALLE.....	6-10 L

1982 (W 20, L 6, T 1)

vs. Heidelberg.....	4-3 W
vs. Adrian.....	9-2 W
vs. Rochester Tech.....	13-3 W
vs. Alma.....	10-0 W
vs. Alma.....	18-0 W
vs. Heidelberg.....	1-0 W
@ Phila. Textile.....	6-2 W
@ Haverford.....	14-5 W
* @ La Salle.....	12-6 W
* LA SALLE.....	10-2 W
@ Villanova.....	13-8 W
RIDER.....	7-6 W
* @ American.....	5-6 L
* @ American.....	9-9 T
PHILA. TEXTILE.....	9-2 W
WEST CHESTER.....	4-1 W
* HOFSTRA.....	1-10 W
* HOFSTRA.....	13-1 W
YORK.....	3-0 W
YORK.....	9-2 W
@ Glassboro St.....	13-7 W
VILLANOVA.....	0-7 L
* TEMPLE.....	10-13 L
@ Temple.....	3-4 L
WIDENER.....	1-5 L
@ Drexel.....	7-8 L
* @ Drexel.....	12-5 W

1983 (W 19, L 12)

vs. W. Kentucky.....	8-4 W
vs. California-Pa.....	6-5 W
vs. La Salle.....	7-5 W
vs. Shippensburg.....	8-6 W
vs. Elizabethtown.....	5-6 L
vs. Carson Newman.....	3-5 L
@ Central Florida.....	9-7 W
@ West Chester.....	4-5 L
@ La Salle.....	3-11 L
PROVIDENCE.....	5-1 W
@ Villanova.....	8-7 W
@ Widener.....	12-3 W
@ Haverford.....	12-11 W
@ Phila. Textile.....	11-6 W
@ Pennsylvania.....	5-3 W
GLASSBORO ST.....	4-3 W
* @ Temple.....	3-20 L
* @ Temple.....	4-17 L
DREXEL.....	7-6 W
@ Villanova.....	6-3 W
* RUTGERS.....	2-4 L
* RUTGERS.....	8-0 W
* @ Temple.....	0-1 L
* @ Temple.....	3-8 L
@ La Salle.....	3-9 L
* @ Rhode Island.....	13-2 W
* @ Rhode Island.....	0-4 L
* @ Rhode Island.....	6-0 W
* @ Rhode Island.....	5-4 W
* @ Rutgers.....	2-1 W
* @ Rutgers.....	4-12 L

1984 (W 14, L 19)

3/3 vs. Illinois St.....	1-0 W
3/4 @ Rollins.....	0-12 L
3/6 vs. W. Kentucky.....	4-0 W
3/6 vs. Vanderbilt.....	3-17 L
3/7 @ Florida Southern.....	3-5 L
3/9 @ Central Florida.....	0-10 L
3/9 vs. Creighton.....	5-2 W
@ Central Florida.....	3-4 L
vs. Iowa State.....	0-1 L
3/19 @ Phila. Textile.....	12-3 W
3/20 @ Haverford.....	7-8 W
3/22 WEST CHESTER.....	4-6 L
3/24 @ West Chester.....	4-2 W
3/25 @ Villanova.....	9-6 W
3/31 * RHODE ISLAND.....	6-2 W
3/31 * RHODE ISLAND.....	1-4 L
4/1 * RHODE ISLAND.....	10-17 L
4/3 @ Delaware.....	2-20 L
4/7 * @ Massachusetts.....	5-4 W
4/7 * @ Massachusetts.....	7-4 W
4/8 * @ Massachusetts.....	7-8 L
4/11 @ Pennsylvania.....	3-4 L

4/14 * TEMPLE.....	2-3 L
4/15 * TEMPLE.....	3-0 W
4/17 @ La Salle.....	11-14 L
4/18 ST. BONAVENTURE.....	8-0 W
4/19 * RUTGERS.....	13-3 W
4/19 * RUTGERS.....	8-1 W
4/21 * RUTGERS.....	4-11 L
4/26 @ Swarthmore.....	5-2 W
4/27 LA SALLE.....	7-16 L
4/29 @ Penn State.....	6-7 L
4/29 @ Penn State.....	7-10 L

1985 (W 12, L 23)

3/2 @ Central Florida.....	7-5 W
3/3 @ Florida Tech.....	9-3 W
3/4 vs. Wabash.....	7-10 L
3/6 vs. Vanderbilt.....	0-10 L
3/6 @ Central Florida.....	5-8 L
3/7 @ Flagler.....	4-8 L
3/8 vs. Widener.....	9-2 W
3/10 vs. Indiana.....	3-8 L
3/10 vs. Indiana.....	3-13 L
3/19 @ Haverford.....	16-6 W
3/21 @ West Chester.....	13-12 W
3/22 @ La Salle.....	10-5 W
3/27 @ Villanova.....	5-11 L
3/28 @ West Chester.....	6-5 W
3/30 * @ Rhode Island.....	0-1 L
3/30 * @ Rhode Island.....	11-8 W
3/31 * @ Rhode Island.....	5-13 L
4/1 @ Trenton State.....	9-19 W
4/2 LA SALLE.....	3-17 L
4/4 @ Villanova.....	6-9 L
4/5 * @ Massachusetts.....	3-5 L
4/5 * @ Massachusetts.....	3-10 L
4/5 * @ Massachusetts.....	7-9 L
4/10 @ Pennsylvania.....	7-3 W
4/13 * TEMPLE.....	1-5 L
4/13 * TEMPLE.....	2-3 L
4/14 * TEMPLE.....	4-7 L
4/17 WEST CHESTER.....	12-9 W
4/18 @ Delaware.....	9-18 L
4/19 @ Swarthmore.....	17-9 W
4/20 * @ Rutgers.....	6-5 W
4/20 * @ Rutgers.....	2-5 L
4/21 * @ Rutgers.....	7-8 L
4/25 @ La Salle.....	14-16 L
4/26 @ Phila. Textile.....	5-11 L

1986 (W 6, L 27, T 1)

3/1 @ Central Florida.....	3-9 L
3/3 @ Flagler.....	10-15 L
3/5 vs. Villanova.....	7-9 L
3/5 vs. Vanderbilt.....	8-30 L
3/5 vs. Central Florida.....	2-16 L
3/8 @ Stetson.....	8-16 L
@ Stetson.....	1-7 L
@ Stetson.....	7-10 L
@ Haverford.....	4-2 W
@ James Madison.....	1-5 L
@ James Madison.....	1-16 L
@ James Madison.....	6-13 L
@ La Salle.....	6-15 L
@ West Chester.....	1-12 L
* vs. Rhode Island.....	3-4 L
* vs. Rhode Island.....	10-14 L
3/30 * vs. Rhode Island.....	6-6 T
4/3 @ Villanova.....	4-7 L
4/5 @ Massachusetts*.....	8-4 W
4/6 @ Massachusetts*.....	9-5 W
4/8 @ La Salle.....	11-5 W
4/9 @ Pennsylvania.....	5-12 L
4/10 @ West Chester.....	4-13 L
4/12 @ Temple*.....	2-3 L
4/12 @ Temple*.....	7-17 L
4/13 @ Temple*.....	2-4 L
4/19 vs. Rutgers*.....	2-4 L
4/19 vs. Rutgers*.....	1-8 L
4/20 vs. Rutgers*.....	6-15 L
4/24 @ Swarthmore.....	7-3 W
@ Phila. Textile.....	4-11 L
4/26 vs. Pace.....	4-0 W
4/26 vs. Pace.....	2-12 L
4/27 @ West Chester.....	0-4 L

1987 (W 9, L 26)

3/2 vs. Belmont.....	1-2 L
3/2 vs. Bethel-Ind.....	4-6 L
3/3 vs. Gettysburg.....	4-3 W
3/4 vs. Belmont.....	3-7 L
3/4 vs. Bethel-Ind.....	9-5 L
3/5 vs. Gettysburg.....	5-1 W
3/6 vs. Belmont.....	5-2 W
3/6 vs. Widener.....	4-8 W
3/17 HAVERFORD.....	4-3 W
3/18 DELAWARE.....	10-9 W
3/21 @ Phila. Textile.....	2-7 L
3/21 @ Phila. Textile.....	3-4 L
3/24 VILLANOVA.....	7-12 L
3/29 @ Rhode Island*.....	3-6 L
3/29 @ Rhode Island*.....	13-12 L
3/30 @ Rhode Island*.....	0-1 L
3/30 @ Rhode Island*.....	3-4 L
4/2 @ Villanova.....	4-15 L
4/7 MONTCLAIR ST.....	2-21 L

4/8 @ La Salle.....	6-7 L
4/9 LA SALLE.....	5-17 L
4/11 TEMPLE*.....	3-12 L
4/11 TEMPLE*.....	11-10 W
4/12 TEMPLE*.....	7-15 L
4/12 TEMPLE*.....	3-13 L
4/15 VILLANOVA.....	13-14 L
4/20 MASSACHUSETTS*.....	2-5 L
4/20 MASSACHUSETTS*.....	0-14 L
4/21 MASSACHUSETTS*.....	2-5 L
4/21 MASSACHUSETTS*.....	1-4 L
4/28 @ Delaware.....	13-0 W
5/2 @ Rutgers*.....	1-3 L
5/2 @ Rutgers*.....	2-10 L
5/3 @ Rutgers*.....	0-3 L
5/3 @ Rutgers*.....	3-14 L

1988 (W 16, L 23, T 1)

3/8 vs. Pittsburgh.....	3-6 L
3/8 vs. Eckerd.....	4-13 L
3/9 vs. Ithaca.....	3-1 W
3/9 vs. Villanova.....	5-3 W
3/11 vs. Bradley.....	0-2 L
3/12 vs. Chicago State.....	2-0 W
3/14 @ Haverford.....	11-2 W
3/15 @ Haverford.....	6-1 W
3/16 BEAVER.....	13-3 W
3/20 @ Villanova.....	10-17 L
3/22 DELAWARE.....	6-4 W
3/23 PENNSYLVANIA.....	7-10 L
3/27 RHODE ISLAND*.....	5-6 L
3/27 James Madison.....	3-8 L
3/28 RHODE ISLAND*.....	11-2 W
3/28 RHODE ISLAND*.....	3-0 W
3/29 @ Delaware.....	11-12 L
4/1 LEMOYNE.....	15-15 T
4/1 * @ Massachusetts.....	3-2 W
4/1 * @ Massachusetts.....	1-6 L
4/2 * @ Massachusetts.....	0-5 L
4/2 * @ Massachusetts.....	2-9 L
4/5 @ Montclair St.....	6-1 W
4/6 DREXEL.....	4-0 W
4/9 * @ Temple.....	8-9 L
4/9 * @ Temple.....	4-3 W
4/10 * @ Temple.....	0-2 L
4/10 * @ Temple.....	3-4 L
4/12 VILLANOVA.....	11-10 W
4/13 @ Villanova.....	0-9 L
4/16 * RUTGERS.....	0-9 L
4/16 * RUTGERS.....	1-3 L
4/17 RUTGERS.....	3-8 L
4/17 RUTGERS.....	4-7 L
4/19 @ Elizabethtown.....	13-11 W
4/21 @ Millersville.....	1-4 L
4/21 @ Millersville.....	3-5 L
4/23 PHILA. TEXTILE.....	7-11 L
4/23 PHILA. TEXTILE.....	15-1 W
4/26 @ La Salle.....	8-11 L

1989 (W 14, L 26)

3/4 vs. Boston College.....	1-7 L
3/4 vs. Boston College.....	5-10 L
3/6 vs. Geneva.....	8-0 W
3/6 @ Stetson.....	1-3 L
3/7 vs. Indiana-Purdue.....	9-8 W
3/8 vs. Bethel-Ind.....	11-8 W
3/8 @ Stetson.....	0-10 L
3/10 vs. Western Michigan.....	4-13 L
3/16 @ West Chester.....	4-11 L
4/21 ELIZABETHTOWN.....	8-7 W
3/18 @ Phila. Textile.....	3-4 L
3/23 * @ Rhode Island.....	0-3 L
3/23 * @ Rhode Island.....	4-2 W
3/24 * @ Rhode Island.....	0-7 L
3/27 @ Pennsylvania.....	2-6 L

3/28 VILLANOVA.....	4-18 L
4/2 * MASSACHUSETTS.....	0-3 L
4/2 * MASSACHUSETTS.....	8-7 W
4/3 * vs. Massachusetts.....	0-7 L
4/3 * vs. Massachusetts.....	5-2 W
4/5 @ Drexel.....	11-2 W
4/8 * TEMPLE.....	6-2 W
4/8 * TEMPLE.....	3-9 L
4/9 * TEMPLE.....	8-16 L
4/9 * TEMPLE.....	0-16 L
4/11 VILLANOVA.....	10-20 L
4/12 VILLANOVA.....	2-8 L
4/14 @ Montclair St.....	6-21 L
4/17 * @ Rutgers.....	2-5 L
4/17 * @ Rutgers.....	1-2 L
4/18 @ Glassboro St.....	7-6 W
4/20 @ Beaver.....	22-5 W
4/22 BEAVER.....	12-8 W
4/23 @ Delaware.....	1-3 L
4/25 DELAWARE.....	8-3 W
4/26 LA SALLE.....	7-12 L
4/27 MILLERSVILLE.....	4-2 W
4/27 MILLERSVILLE.....	7-8 L
4/29 * @ Rutgers.....	2-10 L
4/29 * @ Rutgers.....	1-5 L

1990 (W 19, L 26, T 1)

3/3 vs. Penn State.....	4-11 L
3/3 vs. Penn State.....	4-12 L
3/4 vs. Pittsburgh.....	10-3 W
3/4 vs. Anderson.....	2-5 L
4/9 vs. Boston College.....	4-0 W
3/5 vs. Boston College.....	6-5 W
4/10 vs. Boston College.....	10-7 W
3/6 vs. Boston College.....	11-6 W
3/8 @ St. Leo.....	6-14 L
3/9 vs. Boston College.....	7-4 W
3/10 vs. Upsala.....	3-1 W
3/10 vs. St. Lawrence.....	6-3 W
3/13 @ Millersville.....	3-4 L
3/13 @ Millersville.....	2-4 L
3/15 @ Villanova.....	0-12 L
3/16 @ Eastern.....	2-3 L
3/17 @ Phila. Textile.....	3-4 L
3/21 @ West Chester.....	4-4 T
3/22 @ West Chester.....	5-9 L
3/25 * RHODE ISLAND.....	7-8 L
3/25 * RHODE ISLAND.....	5-1 L
3/26 * RHODE ISLAND.....	2-14 L
3/26 * RHODE ISLAND.....	9-5 W
3/27 VILLANOVA.....	0-4 L
3/29 GLASSBORO ST.....	6-5 W
4/1 * @ Massachusetts.....	4-5 L
4/1 * @ Massachusetts.....	3-7 L
4/1 * @ Massachusetts.....	2-7 L
4/1 * @ Massachusetts.....	0-8 L
4/5 LA SALLE.....	6-18 L
4/8 * @ Temple.....	3-8 L
4/8 * @ Temple.....	14-7 W
4/9 * @ Temple.....	0-6 L
4/9 * @ Temple.....	4-6 L
4/13 * RUTGERS.....	1-5 L
4/13 * RUTGERS.....	3-8 L
4/14 * RUTGERS.....	5-8 L
4/16 * RUTGERS.....	0-4 L
4/16 EASTERN.....	17-8 W
4/20 @ Villanova.....	5-2 W
4/21 PHILA. TEXTILE.....	9-8 W
4/21 PHILA. TEXTILE.....	6-10 L
4/23 BEAVER.....	4-0 W
4/24 @ Beaver.....	15-5 W
4/25 @ La Salle.....	8-4 W
4/27 DREXEL.....	10-4 W

1991 (W 23, L 24)

3/2 vs. Indianapolis.....	5-6 L
3/4 vs. Boston College.....	0-4 L
3/4 vs. Boston College.....	4-2 L
3/5 vs. Vanderbilt.....	1-4 L
3/6 vs. Indiana-Purdue.....	4-7 L
3/6 vs. Indiana-Purdue.....	10-8 W
3/7 vs. Heidelberg.....	10-4 W
3/8 vs. Pittsburgh.....	13-9 W
3/12 MILLERSVILLE.....	10-5 W
3/12 MILLERSVILLE.....	4-6 L
3/13 @ Rider.....	4-5 L
3/17 @ West Chester.....	4-10 L
3/17 @ West Chester.....	6-0 W
3/20 WEST CHESTER.....	8-4 W
3/21 @ Phila. Textile.....	0-13 L
3/22 BEAVER.....	5-6 L
3/24 @ Delaware St.....	16-13 W
3/26 VILLANOVA.....	9-13 L
3/28 @ Glassboro St.....	3-4 L
3/29 * TEMPLE.....	2-3 L
3/29 * TEMPLE.....	5-7 L
4/1 * TEMPLE.....	8-4 W
4/1 * TEMPLE.....	5-9 L
4/2 @ Montclair St.....	5-3 W
4/3 @ Drexel.....	3-1 W
4/4 @ La Salle.....	9-4 W
4/6 * @ Rutgers.....	5-9 L
4/6 * @ Rutgers.....	2-3 L
4/7 * @ Rutgers.....	3-4 L
4/7 * @ Rutgers.....	3-2 W
4/9 VILLANOVA.....	4-22 L
4/10 @ Lehigh.....	3-6 L
4/11 @ Villanova.....	3-17 L
4/13 * MASSACHUSETTS.....	11-7 L
4/13 * MASSACHUSETTS*.....	3-9 L
4/14 MASSACHUSETTS*.....	2-13 L
4/14 MASSACHUSETTS*.....	4-1 W
4/17 EASTERN.....	6-5 W
4/18 LA SALLE.....	5-1 W
4/20 @ Rhode Island*.....	6-7 L
4/20 @ Rhode Island*.....	4-9 L
4/25 @ Eastern.....	11-4 W
4/27 ALLENTOWN.....	5-3 W
5/4 @ Rhode Island*.....	2-1 W
5/4 @ Rhode Island*.....	5-4 W
5/8 DREXEL.....	10-2 W
5/9 @ Phila. Textile.....	7-1 W

1992 (W 20, L 24, T 1)

3/1 vs. Mercyhurst.....	3-0 W
3/2 vs. St. Joseph's-Ind.....	10-3 W
3/3 vs. St. Bonaventure.....	3-2 W
3/3 vs. St. Bonaventure.....	5-1 W
3/5 @ Stetson.....	6-9 L
3/13 vs. Rider.....	13-0 W
3/14 DUQUESNE.....	9-5 W
3/14 DUQUESNE.....	12-1 W
3/15 @ Widener.....	11-9 W
3/16 VILLANOVA.....	7-6 W
3/17 @ La Salle.....	2-6 L
3/22 @ Phila. Textile.....	3-4 L
3/24 @ La Salle.....	1-7 L
3/25 C.W. POST.....	2-12 L
3/29 @ St. Peter's.....	2-5 L
3/29 @ St. Peter's.....	8-3 W
3/31 vs. Long Island.....	9-15 L
4/1 \$ vs. Pennsylvania.....	3-15 L
4/4 * @ Temple.....	1-5 L
4/4 * @ Temple.....	4-3 W
4/5 * @ Temple.....	4-5 L
4/5 * @ Temple.....	9-7 W
4/7 @ Drexel.....	11-16 L
4/8 LEHIGH.....	6



ALL-TIME RESULTS



Hawk baseball legend Jamie Moyer will return for his 23rd season in the major leagues in 2008. After a trade in August 2006, the Sellersville, PA native signed a contract extension with the Philadelphia Phillies. (Photo courtesy The Phillies 2007. Photo by Miles Kennedy.)

4/11	* RUTGERS0-2 L
4/12	* RUTGERS4-5 L
4/12	* RUTGERS3-6 L
4/14	@ Rider8-10 L
4/15	@ La Salle16-6 W
4/18	* @ Massachusetts1-7 L
4/18	* @ Massachusetts1-2 L
4/19	* @ Massachusetts0-1 L
4/19	* @ Massachusetts1-8 L
4/21	LA SALLE14-8 W
4/22	@ West Chester7-5 W
4/23	GLASSBORO ST.9-9 T
4/24	* vs. Rhode Island4-2 W
4/25	* vs. Rhode Island8-7 W
4/25	* vs. Rhode Island6-2 W
5/2	* vs. Rhode Island9-5 W
5/3	@ West Chester2-6 L
5/3	@ West Chester2-6 L
5/5	WEST CHESTER1-4 L
5/6	DREXEL2-0 W

1993 (W 20, L 19, T 1)		
3/6	vs. Vanderbilt3-4 W
3/7	vs. Pittsburgh8-16 L
3/8	@ Bethune-Cookman4-5 L
3/8	@ Bethune-Cookman11-0 W
3/9	vs. Cortland State15-7 W
3/10	vs. Butler4-12 L
3/11	vs. SE Missouri State14-8 W
3/12	@ Florida Southern0-18 L
3/27	* MASSACHUSETTS10-7 W
3/27	* MASSACHUSETTS6-7 L
3/31	* vs. West Chester6-2 W
4/4	* vs. West Virginia3-2 W
4/4	* vs. West Virginia2-1 W
4/5	* vs. West Virginia5-11 L
4/6	\$ vs. Drexel1-6 L
4/7	@ Lehigh4-5 L
4/9	* @ St. Bonaventure3-13 L
4/9	* @ St. Bonaventure10-9 W
4/10	* @ St. Bonaventure13-5 W
4/13	@ Pennsylvania7-4 W
4/14	@ Villanova4-13 L
4/15	@ West Chester14-8 W
4/17	* GEO. WASHINGTON0-7 L
4/17	* GEO. WASHINGTON3-2 W
4/18	* GEO. WASHINGTON5-11 L
4/20	@ Long Island12-7 W
4/22	@ La Salle4-6 L
4/24	* @ Rutgers1-2 L
4/24	* @ Rutgers2-6 L
4/25	* @ Rutgers2-3 L
4/27	VILLANOVA13-13 T
4/28	PHILA. TEXTILE12-5 W
4/30	* TEMPLE0-4 L
4/30	* TEMPLE3-2 W
5/1	* TEMPLE9-8 W
5/8	@ Rhode Island11-3 W
5/8	@ Rhode Island7-6 W
5/9	@ Rhode Island4-6 L
5/11	DREXEL6-5 W
5/12	@ Drexel3-2 W

1994 (W 19, L 35)		
2/19	@ Richmond3-13 L
2/19	@ Richmond9-7 W
2/20	@ Old Dominion4-9 L
2/20	@ Old Dominion0-10 L
2/27	@ Georgetown9-0 W
2/27	@ Georgetown10-1 W
3/5	@ Stetson0-11 L
3/6	vs. Illinois-Chicago12-7 W
3/6	vs. Illinois-Chicago5-3 W
3/7	@ Bethune-Cookman10-0 W
3/8	vs. Anderson1-4 L
3/9	vs. Maryland-E.Shore12-4 W
3/10	vs. St. Bonaventure2-5 L
3/11	vs. Vanderbilt0-12 L
3/12	vs. Illinois-Chicago5-7 L
3/21	vs. St. Bonaventure6-8 L
3/21	vs. St. Bonaventure9-15 L
3/25	@ Mount St. Mary's5-7 L
3/26	* @ West Virginia1-6 L
3/26	* @ West Virginia2-3 L
3/27	* @ West Virginia2-18 L
3/29	\$ vs. Villanova6-5 W
3/30	@ La Salle10-5 W
4/1	* vs. Duquesne11-12 L
4/2	* vs. Duquesne8-9 L
4/2	* vs. Duquesne6-4 W
4/5	\$ vs. Drexel5-13 L
4/8	@ Rider4-6 L
4/9	* @ Massachusetts5-10 L
4/9	* @ Massachusetts0-2 L
4/11	* @ Massachusetts4-7 W
4/14	@ La Salle13-14 L

4/15	* @ Phila. Textile17-10 W
4/16	* @ Geo. Washington6-9 L
4/16	* @ Geo. Washington0-4 L
4/17	* @ Geo. Washington13-5 W
4/19	vs. Long Island9-23 L
4/20	* @ Rutgers4-12 L
4/20	* @ Rutgers7-5 W
4/21	WEST CHESTER9-19 L
4/23	* RHODE ISLAND12-11 W
4/23	* RHODE ISLAND9-4 W
4/24	* RHODE ISLAND13-3 W
4/26	PHILA. TEXTILE7-5 W
4/27	* RUTGERS14-8 W
4/28	VILLANOVA3-5 L
4/30	PENN STATE6-13 L
4/30	PENN STATE1-8 L
5/7	* @ Temple3-5 L
5/7	* @ Temple3-6 L
5/8	* @ Temple9-6 W
5/9	RIDER5-11 L
5/10	DREXEL6-13 L
5/11	@ Drexel7-8 L

1995 (W 25, L 30)		
2/19	@ Old Dominion0-3 L
2/19	@ Old Dominion1-4 L
2/26	@ Georgetown10-3 W
2/26	@ Georgetown1-6 L
3/4	@ Florida6-14 L
3/5	vs. Illinois-Chicago1-6 L
3/6	@ Stetson7-15 L
3/7	@ Bethune-Cookman7-9 L
3/9	vs. Xavier9-12 L

3/10	vs. St. Bonaventure8-6 W
3/11	vs. Pace1-2 L
3/11	vs. Pace1-6 L
3/15	PENNSYLVANIA13-11 W
3/18	* WEST VIRGINIA8-5 L
3/18	* WEST VIRGINIA7-9 L
3/19	* WEST VIRGINIA3-6 L
3/21	@ Villanova4-26 L
3/22	VILLANOVA1-17 L
3/23	@ La Salle11-6 W
3/25	* @ Duquesne9-3 W
3/25	* @ Duquesne4-2 W
3/26	* @ Duquesne16-2 W
3/29	@ Drexel19-5 W
3/30	@ West Chester8-7 W
4/1	* MASSACHUSETTS0-5 L
4/1	* MASSACHUSETTS2-5 L
4/2	* MASSACHUSETTS3-5 L
4/4	\$ vs. La Salle14-13 W
4/5	* @ Rutgers5-10 L
4/5	* @ Rutgers13-5 W
4/6	\$ vs. Delaware1-5 L
4/8	@ James Madison7-6 W
4/9	@ James Madison0-6 L
4/9	@ James Madison3-5 L
4/11	@ Rider10-8 W
4/12	* RUTGERS5-1 W
4/14	@ Rhode Island11-2 W
4/14	@ Rhode Island2-3 L
4/15	* @ Rhode Island2-1 W
4/17	@ Long Island11-6 W
4/18	LA SALLE7-12 L
4/20	WEST CHESTER2-1 W
4/22	* @ St. Bonaventure3-2 W
4/22	* @ St. Bonaventure7-17 L
4/23	* @ St. Bonaventure11-2 W
4/25	RIDER10-13 L
4/26	MONMOUTH20-8 W
4/27	VILLANOVA18-7 W
4/29	* GEO. WASHINGTON6-5 W
4/29	* GEO. WASHINGTON5-16 L
4/30	* GEO. WASHINGTON5-7 L
5/6	* TEMPLE5-4 W
5/6	* TEMPLE3-8 L
5/7	* TEMPLE3-6 L
5/9	DREXEL6-18 L

1996 (W 19, L 32, T 1)		
2/18	@ Old Dominion7-8 L
2/18	@ Old Dominion0-5 L
2/25	@ Georgetown6-1 W
2/25	@ Georgetown6-8 L
2/27	@ Delaware State8-2 W
3/3	vs. York7-6 W
3/3	vs. West Virginia1-0 W
3/4	vs. Pittsburgh9-3 W
3/5	@ Beth.-Cookman17-14 W
3/6	@ St. Bonaventure11-20 L
3/7	@ Stetson1-5 L
3/8	@ Stetson0-4 L
3/8	@ Stetson7-6 W
3/13	@ Delaware3-20 L
3/17	@ La Salle3-4 L
3/17	@ La Salle5-8 L
3/18	@ Phila. Textile9-16 L
3/19	@ Haverford17-1 W
3/20	PENNSYLVANIA2-7 L
3/23	LA SALLE11-9 W
3/23	LA SALLE6-7 L
3/24	@ Geo. Washington1-4 L
3/24	@ Geo. Washington8-9 L
3/26	@ Pennsylvania4-18 L
3/27	RIDER2-5 L

3/31	* @ Fordham3-1 W
3/31	* @ Fordham4-5 L
4/1	* @ Fordham5-11 L
4/1	* @ Fordham3-3 T
4/5	* RHODE ISLAND5-4 W
4/5	* RHODE ISLAND4-3 W
4/6	* RHODE ISLAND3-2 W
4/6	* RHODE ISLAND2-8 L
4/11	\$ vs. Villanova11-7 W
4/13	* ST. BONAVENTURE4-3 W
4/13	* ST. BONAVENTURE0-3 L
4/14	* ST. BONAVENTURE5-13 L
4/14	* ST. BONAVENTURE5-9 L
4/17	\$ vs. Delaware8-10 L
4/19	WEST CHESTER5-4 W
4/20	* @ Temple3-0 W
4/20	* @ Temple10-7 W
4/21	* @ Temple4-1 W
4/21	* @ Temple0-4 L
4/23	@ Rider1-8 L
4/25	VILLANOVA6-16 L
4/27	* @ Massachusetts1-6 L
4/27	* @ Massachusetts2-3 L
4/28	* @ Massachusetts5-6 L
4/28	* @ Massachusetts5-6 L
5/5	@ Villanova2-3 L
5/7	DREXEL2-8 L

1997 (W 14, L 35, T 1)		
2/15	@ Old Dominion4-16 L
2/16	@ Old Dominion0-2 L
2/16	@ Old Dominion2-4 L
2/23	@ Georgetown15-1 W
2/23	@ Georgetown4-4 T
2/25	@ Delaware State14-4 W
3/8	vs. Pittsburgh4-7 L
3/9	vs. Pittsburgh7-10 L
3/10	vs. St. Bonaventure11-5 W
3/11	vs. East Tennessee State7-5 W
3/15	vs. Long Island2-5 L
3/18	@ Villanova1-10 L
3/19	@ Pennsylvania1-2 L
3/21	@ West Chester4-6 L
3/22	vs. Siena0-12 L
3/23	@ Temple15-10 W
3/23	@ Temple6-3 W
3/25	PENNSYLVANIA8-4 W
3/26	@ Rider3-9 L
3/28	* @ Geo. Washington3-4 L
3/28	* @ Geo. Washington8-6 W
3/29	* @ Geo. Washington5-6 L
4/3	\$ vs. Temple4-12 L
4/5	* LA SALLE0-1 L
4/5	* LA SALLE5-9 L
4/6	* LA SALLE1-2 L
4/9	@ Drexel9-11 L
4/10	DELAWARE7-18 L
4/12	* FORDHAM9-13 L
4/14	* FORDHAM3-0 W
4/14	* FORDHAM4-28 L
4/15	VILLANOVA7-5 W
4/16	@ Monmouth9-8 W
4/20	@ Rhode Island10-7 W
4/20	* @ Rhode Island2-11 L
4/21	* @ Rhode Island20-9 W
4/22	RIDER10-5 W
4/24	@ Delaware9-14 L
4/26	* @ St. Bonaventure6-17 L
4/26	* @ St. Bonaventure1-6 L
4/27	* @ St. Bonaventure4-5 L
4/30	PHILA. TEXTILE5-14 L
4/30	PHILA. TEXTILE8-10 L
5/4	* TEMPLE5-7 L



The 2000 Hawks rank as the most prolific offensive team in program history, setting seven school records.

The Hawk Will Never Die!



ALL-TIME RESULTS

4/5	* DUQUESNE	4-2 W
4/6	* DUQUESNE	4-3 W
4/12	* TEMPLE	0-13 L
4/13	* TEMPLE	3-8 L
4/13	* TEMPLE	13-7 W
4/15	vs Lehigh	12-2 W
4/16	@ Delaware	4-6 L
4/18	* @ Fordham	13-6 W
4/19	* @ Fordham	13-8 W
4/19	* @ Fordham	0-6 L
4/21	@ MD-Eastern Shore	7-8 L
4/21	@ MD-Eastern Shore	6-12 L
4/22	@ Lafayette	4-11 L
4/23	VILLANOVA	8-7 W
4/26	* @ St. Bonaventure	11-1 W
4/26	* @ St. Bonaventure	11-10 W
4/27	* @ St. Bonaventure	6-14 L
4/29	TOWSON	5-6 L
4/29	TOWSON	9-6 W
4/30	DREXEL	3-9 L
5/3	* RHODE ISLAND	7-10 L
5/3	* RHODE ISLAND	6-9 L
5/4	* RHODE ISLAND	3-4 L
5/10	* @ Massachusetts	2-10 L
5/10	* @ Massachusetts	5-6 L
5/11	* @ Massachusetts	14-8 W

2004 (W 10, L 44)		
2/14	@ Va. Commonwealth	2-7 L
2/14	@ Va. Commonwealth	0-7 L
2/15	@ Va. Commonwealth	4-12 L
2/20	@ Stetson	5-8 L
2/21	@ Stetson	9-8 W
2/22	@ Stetson	2-12 L
2/28	@ Delaware	8-9 L
2/28	@ Delaware	4-19 L
2/29	@ Delaware	4-26 L
3/2	@ Delaware State	8-9 L
3/3	TOWSON	3-4 L
3/6	@ Bethune-Cookman	4-3 W
3/6	@ Bethune-Cookman	2-8 L
3/7	@ Bethune-Cookman	2-3 L
3/7	@ Bethune-Cookman	1-10 L
3/9	vs Maine	6-9 L
3/10	vs Maine	1-6 L
3/13	CORNELL	4-13 L
3/13	CORNELL	3-6 L
3/14	ST. PETER'S	0-8 L
3/21	@ La Salle	9-2 W
3/21	@ La Salle	19-4 W
3/23	VILLANOVA	3-14 L
3/24	@ Rider	8-9 L
3/27	* @ Richmond	0-2 L
3/27	* @ Richmond	4-5 L
3/28	* @ Richmond	7-8 L
3/30	\$ LEHIGH	3-5 L
3/31	@ Penn.	4-2 W
4/3	* DAYTON	0-3 L
4/3	* DAYTON	6-11 W
4/5	* DAYTON	9-5 W
4/6	@ Villanova	3-7 L
4/9	* GEO. WASHINGTON	4-7 L
4/9	* GEO. WASHINGTON	9-11 L
4/10	* GEO. WASHINGTON	15-12 W
4/17	* MASSACHUSETTS	0-3 L
4/17	* MASSACHUSETTS	0-10 L
4/18	* MASSACHUSETTS	6-17 L
4/20	PENNSYLVANIA	10-7 W
4/24	* @ Temple	11-4 W
4/24	* @ Temple	1-3 L
4/25	* @ Temple	6-16 L
4/27	COPPIN STATE	9-11 L
5/1	* FORDHAM	2-5 L
5/1	* FORDHAM	4-20 L
5/2	* FORDHAM	7-2 W
5/8	* ST. BONAVENTURE	2-8 L
5/8	* ST. BONAVENTURE	3-5 L
5/9	* ST. BONAVENTURE	5-10 L
5/12	@ La Salle	10-12 L
5/15	* @ Rhode Island	3-6 L
5/15	* @ Rhode Island	1-5 L
5/16	* @ Rhode Island	3-7 L

2005 (W 14, L 38)		
2/12	@ Va. Commonwealth	4-21 L
2/12	@ Va. Commonwealth	0-4 L
2/13	@ Va. Commonwealth	3-9 L
2/18	@ Florida State (#14/15)	1-12 L
2/19	@ Florida State (#14/15)	1-11 L
2/20	@ Florida State (#14/15)	7-10 L
2/26	@ Longwood	4-9 L
2/26	@ Longwood	9-1 W
2/27	@ Longwood	1-10 L
3/5	@ Bethune-Cookman	2-8 L
3/6	@ Bethune-Cookman	3-4 L
3/6	@ Bethune-Cookman	9-8 W
3/8	@ Central Florida (#29/26/3-22L)	
3/9	@ Stetson	3-17 L
3/10	vs Belmont	4-7 L
3/18	ALBANY	4-2 W
3/19	FAIRFIELD	2-7 L
3/19	FAIRFIELD	3-2 W
3/22	\$ VILLANOVA	6-14 L
3/30	@ Delaware	3-5 L
4/3	* @ Xavier	0-10 L

4/3	* @ Xavier	6-5 W
4/4	* @ Xavier	4-7 L
4/7	@ Villanova	3-10 L
4/9	* LA SALLE	7-1 W
4/9	* LA SALLE	1-0 W
4/10	* LA SALLE	2-3 L
4/13	@ Penn.	3-14 L
4/14	* COPPIN STATE	2-12 L
4/16	* @ Massachusetts	4-2 W
4/16	* @ Massachusetts	8-7 W
4/17	* @ Massachusetts	9-12 L
4/20	LAFAYETTE	2-9 L
4/21	@ Delaware	10-2 W
4/23	* TEMPLE	0-14 L
4/23	* TEMPLE	5-4 W
4/24	* TEMPLE	7-11 L
4/26	LONG ISLAND	16-6 W
4/28	@ Lehigh	2-13 L
5/1	* RHODE ISLAND	1-15 L
5/1	* RHODE ISLAND	0-1 L
5/2	* RHODE ISLAND	4-8 L
5/7	* @ St. Bonaventure	4-1 W
5/7	* @ St. Bonaventure	1-17 L
5/8	* @ St. Bonaventure	8-13 L
5/11	RIDER	10-14 L
5/14	* @ Fordham	1-3 L
5/14	* @ Fordham	1-2 L
5/15	* @ Fordham	0-6 L
5/19	* @ Duquesne	2-3 L
5/19	* @ Duquesne	6-13 L
5/20	* @ Duquesne	7-0 W

2006 (W 17, L 39)		
2/17	@ Georgia Southern	5-12 L
2/17	@ Georgia Southern	1-23 L
2/18	@ Georgia Southern	3-4 L
2/24	@ Georgetown	3-4 L
2/24	@ Georgetown	4-6 L
2/25	@ Georgetown	2-3 L
3/1	@ Delaware	4-9 L
3/3	@ Virginia	0-21 L
3/4	@ Virginia	1-15 L
3/5	@ Virginia	3-14 L
3/7	vs. Boston College	6-2 W
3/8	vs. Sacred Heart	8-6 W
3/9	vs. Pittsburgh	3-9 L
3/10	vs. Sacred Heart	7-6 W
3/10	vs. Sacred Heart	14-6 W
3/11	vs. Pittsburgh	2-14 L
3/12	@ Rollins	2-6 L
3/14	DELAWARE	4-14 L
3/17	ST. FRANCIS (NY)	11-7 W
3/18	LONG ISLAND	11-6 W
3/19	SAINT PETER'S	12-1 W
3/21	RIDER	1-7 L
3/22	VILLANOVA	8-15 L
3/24	* @ Temple	9-0 W
3/25	* @ Temple	0-2 L
3/26	* @ Temple	8-5 W
3/28	\$ @ Lafayette	0-3 L
3/29	@ Penn.	20-9 W
3/31	* @ La Salle	4-2 W
4/1	* @ La Salle	6-8 L
4/2	* @ La Salle	6-9 L
4/4	* @ Penn.	1-13 L
4/7	* SAINT LOUIS	3-13 L
4/9	* SAINT LOUIS	2-1 W
4/9	* SAINT LOUIS	3-6 W
4/14	* CHARLOTTE	2-5 L
4/15	* CHARLOTTE	7-6 W
4/16	* CHARLOTTE	1-11 L
4/21	* @ Fordham	8-5 W
4/22	* @ Fordham	7-4 W
4/23	* @ Fordham	1-8 L
4/25	@ Lehigh	3-12 L
4/26	@ Villanova	1-4 L
4/28	* @ Richmond	7-9 L
4/29	* @ Richmond	6-3 W
4/30	* @ Richmond	1-12 L
5/5	* DUQUESNE	5-6 L
5/6	* DUQUESNE	7-8 L
5/7	* DUQUESNE	7-10 L
5/9	@ Rider	3-4 L
5/13	* @ Massachusetts	13-1 W
5/15	* @ Massachusetts	3-7 L
5/15	* @ Massachusetts	3-12 L
5/18	* XAVIER	7-8 L
5/19	* XAVIER	5-7 L
5/20	* XAVIER	5-10 L

2007 (W 10, L 39)		
2/9	@ Norfolk State	1-3 L
2/10	@ Norfolk State	3-4 L
2/11	@ Norfolk State	3-4 L
2/17	@ Elon	1-11 L
2/17	@ Elon	3-10 L
2/18	@ Elon	5-8 L
2/24	@ Georgetown	2-10 L
2/24	@ Georgetown	8-9 L
3/4	vs. Michigan State	1-22 L
3/5	vs. Sacred Heart	3-6 L
3/6	vs. Lehigh	8-2 W
3/7	vs. Pittsburgh	0-6 L
3/8	vs. Pittsburgh	6-13 L
3/9	vs. Sacred Heart	16-7 W

3/21	@ Delaware	8-9 L
3/24	* @ St. Bonaventure	3-6 L
3/24	* @ St. Bonaventure	12-4 W
3/25	* @ St. Bonaventure	7-12 L
3/27	\$ @ Penn.	5-11 L
3/28	RIDER	5-6 L
3/30	* DAYTON	3-6 L
3/31	* DAYTON	3-2 W
4/1	* DAYTON	2-9 L
4/3	\$ @ Villanova	0-13 L
4/5	* @ Charlotte	0-9 L
4/6	* @ Charlotte	0-4 L
4/7	* @ Charlotte	0-13 L
4/11	* @ NJIT	9-3 W
4/13	* LA SALLE	5-6 L
4/14	* LA SALLE	14-1 W
4/14	* LA SALLE	3-4 L
4/18	@ NJIT	3-6 L
4/20	* GEORGE WASHINGTON	5-12 L
4/21	* GEORGE WASHINGTON	8-20 L
4/22	* GEORGE WASHINGTON	7-13 L
4/25	@ Villanova	3-11 L
4/27	* @ Duquesne	3-6 L
4/29	* @ Duquesne	7-9 L
4/29	* @ Duquesne	10-8 W
5/5	* @ Saint Louis	4-6 L
5/5	* @ Saint Louis	3-5 L
5/6	* @ Saint Louis	3-2 W
5/8	@ Rider	12-1 W
5/11	* RICHMOND	9-7 W
5/12	* RICHMOND	2-15 L
5/13	* RICHMOND	6-7 L
5/17	* RHODE ISLAND	5-6 L
5/18	* RHODE ISLAND	2-6 L
5/19	* RHODE ISLAND	8-10 L



Tim Gunn ranks second in SJU history with 20 career home runs and third in RBI with 132.

HAWKS vs. ALL OPPONENTS

OPPONENT	SJU W-L-T	FIRST MET	LAST MET	SJU OPPONENT	FIRST W-L-T	LAST MET	SJU OPPONENT	FIRST W-L-T	LAST MET		
Adrian	1-0	1982	1982	Georgetown	10-15-1	1946	2007	Philadelphia Textile	21-16	1967	1998
Akron	1-0	1998	1998	Georgia Southern	0-3	2006	2006	Pittsburgh	3-8	1988	2007
Alabama A&M	1-0	2001	2001	Gettysburg	7-6	1962	1987	Princeton	0-4	1999	2000
Albany	1-0	2005	2005	Glabboro State	10-6-1	1966	1992	Providence	1-0	1983	1983
Albright	14-6	1949	1973	Gwynedd Mercy	1-0	2000	2000	Rhode Island	34-42-1	1983	2007
Allentown	1-0	1991	1991	Haverford	47-5	1947	2002	Richmond	3-11	1994	2007
Alma	2-0	1982	1982	Heidelberg	3-0	1982	1991	Rider	13-36	1946	2007
American	19-7-1	1968	1982	Hofstra	22-6	1965	1982	Rochester Inst. of Tech.	1-0	1982	1982
Anderson	0-2	1990	1994	Holy Cross	1-1	1977	1977	Rochester	1-0	2000	2000
Beaver	6-1	1988	1991	Howard	0-1	1977	1977	Rollins	0-2	1984	2006
Belmont	1-2	1987	1987	Illinois State	1-0	1984	1984	Rutgers	10-36	1983	1995
Bethel	2-1	1987	1989	Illinois-Chicago	2-2	1994	1995	Rutgers-Newark	2-0	1949	2002
Bethune-Cookman	7-12	1993	2005	Indiana	0-2	1985	1985	Rutgers-South Jersey	4-2	1957	1962
Biscayne	2-5	1974	1980	Indiana State	1-1	1981	1981	Sacred Heart	4-1	2006	2007
Bloomfield	2-0	2001	2001	Indiana-Purdue	2-1	1989	1991	St. Bonaventure	19-28	1984	2007
Boston College	7-3	1989	2006	Indianapolis	0-1	1991	1991	St. Francis	1-0	2006	2006
Bradley	0-1	1988	1988	Iona	0-0	First meeting		St. John's	1-2	1951	1974
Bucknell	1-2	1963	1965	Iowa State	0-1	1984	1984	St. Joseph's (Ind.)	1-0	1992	1992
Buffalo	1-0	1980	1980	Ithaca	1-0	1988	1988	St. Lawrence	1-0	1990	1990
Butler	0-1	1993	1993	James Madison	2-11	1979	2002	St. Leo	0-1	1990	1990
C.W. Post	0-1	1992	1992	La Salle	59-73-2	1947	2007	Saint Louis	2-4	2006	2007
California (Pa.)	1-0	1983	1983	Lafayette	9-9	1946	2005	Saint Peter's	2-3	1950	2006
Carson-Newman	0-1	1983	1983	Le Moyne	1-0-1	1988	1999	Scranton	1-2	1946	1950
Castleton State	3-0	1965	1968	Lebanon Valley	2-3	1949	1953	Seton Hall	1-7	1949	1980
Central Florida	2-9	1983	2005	Lehigh	9-11-1	1967	2007	Shippensburg	1-0	1983	1983
Charlotte	1-7	2002	2007	Long Island	5-3	1992	2006	Siena	0-1	1987	1997
Chicago State	1-0	1988	1988	Longwood	1-2	2005	2005	South Florida	0-2	1999	1999
Chippago State	6-2	1998	2005	Loyola (Md.)	7-4	1946	1978	Southeast Missouri State	1-0	1993	1993
Cornell	0-2	2004	2004	Maine	0-2	2004	2004	Spring Garden	1-1	1979	1980
Cortland State	1-0	1993	1993	Marist	0-1	2001	2001	Stetson	2-16	1986	2005
Creighton	1-0	1984	1984	Maryland	0-1	2002	2002	Swarthmore	13-4	1947	1986
Dayton	7-10	1977	2007	Md.-Baltimore County	2-0	1998	1998	Temple	42-103-2	1947	2006
Delaware	16-36	1962	2007	Md.-Eastern Shore	7-2	1994	2003	Tiffin	1-0	1998	1998
Delaware State	5-3	1991	2004	Massachusetts	16-58	1984	2006	Towson	1-4-1	2002	2004
Delaware Valley	1-0	2001	2001	Mercyhurst	1-0	1992	1992	Trenton State	2-2-1	1976	1985
Drexel	45-30-1	1949	2003	Miami (Fla.)	0-13	1974	1981	Tulane	0-3	2003	2003
Duquesne	13-13	1992	2007	Michigan State	0-1	2007	2007	Upsala	1-0	1990	1990
East Tennessee State	1-0	1997	1997	Millersville	2-6	1988	1991	Ursinus	1-1	1966	1967
Eastern	3-1	1990	1991	Monmouth	2-2	1995	2000	Vanderbilt	0-6	1984	1994
Eckerd	0-1	1988	1988	Mont							

ADMINISTRATION



Timothy R. Lannon, S.J.
University President

Timothy R. Lannon, S.J., is in his fifth year as president of Saint Joseph's University.

Fr. Lannon began his term as Saint Joseph's 26th president in July 2003. Since then he has led many significant University initiatives, most notably the agreement to purchase the 38-acre campus of the neighboring Episcopal Academy. Saint Joseph's anticipates taking possession of the property in 2008; the acquisition -- to be known as the Maguire Campus -- will provide unparalleled flexibility to enhance academic programs and facilities.


Under Fr. Lannon's stewardship, the University vastly upgraded student housing and parking options with the opening of the City Avenue Residence Halls in August 2004. Phase II of that initiative is currently underway and will result in additional parking and retail development along 54th Street.

Fr. Lannon has also played a major role in boosting Saint Joseph's academic profile, an effort which includes recently endowed faculty chairs and student scholarships as well as the opening of the Pedro Arrupe Center for Business Ethics. A major curricular-review initiative and the hiring of more than 50 new full-time faculty over a five-year period will serve to further strengthen the University's academic position. SJU has attained its best-ever U.S. News ranking (t-8th, Northeast) in the 2008 "America's Best Colleges" edition.

Fr. Lannon has worked tirelessly to re-engage the University in its mission and to foster expanded outreach efforts to alumni, governmental leaders, and other external constituencies. In the latter role, he serves as chair of the City Avenue Special Services District (CASSD). As a central tenet of his leadership, Fr. Lannon's has articulated a vision for Saint Joseph's to be recognized as the preeminent Catholic comprehensive university in the Northeast.

He previously was vice president for university advancement and associate executive vice president at Marquette University, and served presidential internships at the College of the Holy Cross and Boston College while completing a doctorate and teaching fellowship in the Graduate School of Education at Harvard University. Fr. Lannon serves on the boards of Marquette University, St. Joseph's Preparatory School in Philadelphia, the Greater Philadelphia Chamber of Commerce, and the Association of Independent Colleges and Universities of Pennsylvania.

Fr. Lannon has studied and written on Catholic identity at Jesuit universities. A native of Mason City, Iowa, he attended Creighton University as an undergraduate and was later president of Creighton Preparatory School. He entered the Society of Jesus in 1977 and was ordained in 1986.



Dr. Cary Anderson
Vice President for Student Life

Cary Anderson, Ed.D., is the newest member of the Saint Joseph's University administration, assuming the post of vice president for student life on June 1, 2007. He brings a wealth of experience in higher education and student affairs to Saint Joseph's, along with a great familiarity with Jesuit institutions.

As vice president of student life, Dr. Anderson oversees many areas, including athletics and recreation, along with residence life, career development and counseling services.

Dr. Anderson came to SJU from Canisius College, where he served as the associate vice president and dean of students for eight years. Prior to that, he spent over nine years at the College of the Holy Cross, working first as complex director, then advancing to assistant dean of students and then to associate dean of students.

"The Jesuit philosophy on education resonates with my own personal educational philosophy," explained Dr. Anderson on his commitment to working with Jesuit institutions. "A lot of universities talk about educating their students with a concern for the common good, but Jesuit colleges and universities really act on this."

Dr. Anderson holds a bachelor's degree from the University of Iowa and a master's degree from Loyola University of Chicago. He earned his doctorate in education from the University of Massachusetts while working at Holy Cross.

He is a contributing columnist with several student affairs publications, and was recently elected editor of the National Association of Student Personnel Administrators (NASPA) Journal.



Don DiJulia
Associate Vice President
Athletic Director

One of the most active and involved leaders in collegiate athletics, Don DiJulia is in his fifth decade of affiliation with Saint Joseph's University. DiJulia is in his second stint as the University's top athletic administrator after returning to Hawk Hill as an assistant vice president/athletic director on June 8, 1988.

Over the past 19 years, DiJulia has overseen tremendous growth in the University's athletics programs. During his tenure, five varsity programs have been added, a new weight training facility built, athletic facilities upgraded and athletic fund drives initiated. In addition, the importance of the student-athlete has been recognized with the institution of the Athletic Director's Honor Roll as well as the senior scholar-athlete awards. DiJulia also spearheaded SJU's hosting of various conference and national tournaments, including the 2000 NCAA Women's Basketball Final Four.

A 1968 graduate, DiJulia has worn many hats in college athletics during his more than 30 years of professional experience. His career first started in coaching, where he served as an assistant basketball coach at Fairfield, George Washington and American.

During his first stint as Director of Athletics at SJU from 1976-1981, DiJulia was instrumental in the planning and construction of the \$5 million athletic and recreation complex. He also oversaw the growth of women's athletics as softball and cross country were added as varsity sports. DiJulia left SJU in 1981 to become Commissioner of the East Coast Conference, a position he held for two years until leaving to become the Commissioner of the Metro Atlantic Athletic Conference (1984 through 1988).

A two-sport athlete as an undergraduate at SJU, DiJulia was a member of the 1964-65 Hawk basketball team which compiled a 26-1 regular season record and a top 10 national ranking under head coach Dr. Jack Ramsay. He and his wife, Pat, are the parents of seven children and reside in Havertown, PA.



THE UNIVERSITY

Founded in 1851, Saint Joseph's is an independent, Catholic, Jesuit university teaching disciplined reasoning, effective communication and a love of learning. From Willings Alley in Old City Philadelphia to Stiles Street in North Philadelphia to its current location on City Avenue, Saint Joseph's has continued to grow and change with the times. The University combines the Jesuit tradition of academic excellence, a history of service and an ideal campus location to produce successful students who seek to make a good world even better.

Full-time, undergraduate day enrollment is approximately 4,150. Graduate, evening and executive programs push total enrollment to more than 7,400.

THE JESUIT TRADITION OF ACADEMIC EXCELLENCE

Saint Joseph's nationally-recognized academic reputation is confirmed by ongoing acknowledgment in Barron's, U.S. News & World Report and Peterson's. The Jesuit tradition of intellectual inquiry and personal concern manifests itself in small, challenging classes taught by a caring faculty. Graduate assistants do not teach, so undergraduates can be sure they are receiving the very best educational experience. One-on-one interaction between students and faculty is a reality at Saint Joseph's.

A solid liberal arts curriculum provides across-the-board learning for every student. Supporting that curriculum are comprehensive academic majors and learning facilities. The result is a broad education which prepares students not only for employment and graduate school, but for life itself.

In the fall of 1998, SJU opened the \$25 million Owen A. Mandeville Hall, which houses the Erivan K. Haub School of Business, the Center for Food Marketing and the region's first "Teletorium" and "Moot Boardrooms." An 87,000-square-foot international academic center featuring state-of-the-art distance learning technology, it is located near the corner of 54th Street and City Avenue.

A HISTORY OF SERVICE

The students of Saint Joseph's University are dedicated to making today's world even better. A natural spirit of volunteerism has enabled the University's community service programs to become the most popular extracurricular activities on campus. In addition, a Service Learning program allows students to receive academic credit for their work outside the classroom.

SJU offers local, national and international opportunities for student service. From North



Philadelphia to Camden, N.J.; from Tijuana, Mexico, to the Appalachian Mountains, Saint Joseph's students embrace the Jesuit mission of serving those in need. The Thanksgiving Dinner Dance for area senior citizens and the Hand-in-Hand Festival for the handicapped are two annual student-run events which draw thousands of special visitors to campus for fun and friendship.

IDEAL CAMPUS LOCATION

SJU's City Avenue location combines the best of dynamic Philadelphia with the suburban, residential setting of the elegant Main Line. Saint Joseph's 65 acres span two counties, allowing students literally to enjoy the best of both worlds. The city of Philadelphia, with its tremendous wealth of historical, cultural, social and athletic attractions, is easily accessible, while the safety, serenity and greenery of a suburban campus are right at hand.

The friendly atmosphere and close-knit campus ensure that students don't get lost in either the literal or the figurative sense at Saint Joseph's. Expanded library, computer and athletic facilities add a big-time "feel" to this growing university.

SUCCESSFUL STUDENTS

Men and women leave Saint Joseph's prepared. The University boasts an excellent record of placing its graduates in first-time jobs, professional schools and other advanced degree programs. Part-time work and internships provide real-world experiences, the kind which delight future employers. And with its many diverse student organizations, SJU offers ample opportunities to assume leadership positions.

An extensive on-campus recruitment program provides graduates with a head start in their employment search. Regular meetings with faculty advisors, along with advisory programs in the health professions and in pre-law, assist students who wish to further their schooling.

PHILADELPHIA

SJU's Philadelphia location gives students access to two worlds. The campus resembles a park, surrounded by the stately homes of Philadelphia's historic Main Line suburbs. Yet students have access to the cultural, commercial and recreational activities of downtown Philadelphia - only a short ride away.

SJU students take frequent advantage of the artistic and cultural resources Philadelphia offers, as well. They visit the Philadelphia Museum of Art; the Pennsylvania Academy of the Fine Arts; the Franklin Institute Science Museum; the Academy of Music, which houses ballet and opera; and the new Kimmel Center, home to the Philadelphia Orchestra. In addition, SJU students know they always have a good time rooting for Philadelphia or other hometown teams in the four major professional sports.

